


**DENWIRE**ROPES  
+ RIGGING









### Respooling

Customized respooling to meet our customer's specific requirements.



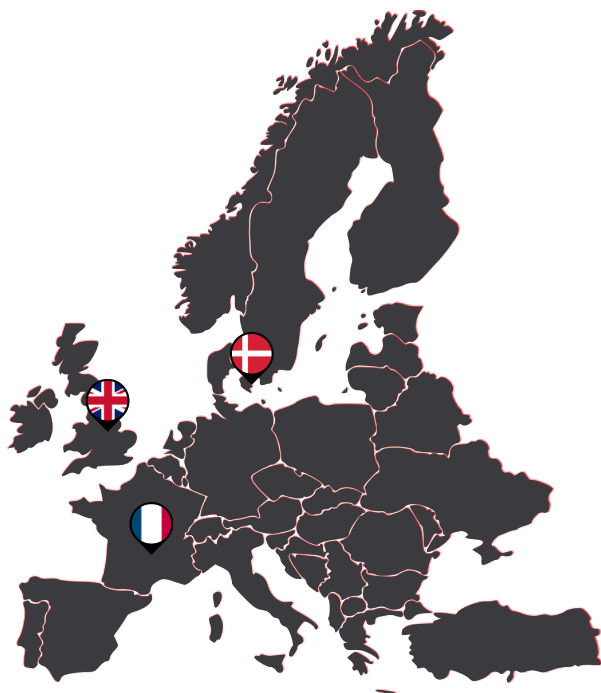
### Fuse & tapering

Specialised in fusing and tapering of wire ropes in all sizes up to 32mm.



### Pressing

Capability to press wire ropes from 2mm and up to 32mm.



#### Denwire Ropes - England

Blackbrook Road • Narrowboat Way  
Dudley • DY2 0AF • West Midlands  
uk@denwire.com



#### Denwire Ropes - Denmark

Baltorpbakken 12A  
2750 Ballerup  
dk@denwire.com



#### Denwire Ropes - France

82 Avenue du 85èm de Ligne  
F-58200 Cosne Sur Loire  
fr@denwire.com

# CATALOGUE

---



## Steel Wire Ropes

Galvanised, Ungalvanised, Stainless,  
Blackened, PVC-covered & Compacted

**Page: 6-25**

### Galvanised, Ungalvanised & Stainless

Various constructions

**Page: 6-20**

### Blackened

7x7, 7x19, 19x7

**Page: 15+19**

### Compacted

6x36+IWRC, 35Wx7

**Page: 21-22**

### Covered

6x7, 6x19, 1x19, 7x7, 7x19

**Page: 23-25**



## Fittings

Galvanised, Stainless, Aluminum & Copper

**Page: 27-47**

### Galvanised Fittings

Clips, Hooks, Thimbles, Shackles etc.

**Page: 27-37**

### Stainless Fittings

Clips, Thimbles, Shackles, Screws etc.

**Page: 38-43**

### Ferrules

Aluminum, Stainless & Copper

**Page: 44-46**

### Tools


Hand Cutter & Hand Swager

**Page: 47**

6x7+FC



Art. No.:	Diameter	Weight	1770		1960		1570 (AISI)	
			mm	kg/100m	kN	Kg	kN	Kg
1003010	1,0	0,35	0,59	60	0,65	66	0,52	53
1003015	1,5	0,78	1,32	135	1,46	149	1,17	120
1003020	2,0	1,38	2,35	240	2,60	265	2,08	213
1003025	2,5	2,16	3,67	374	4,07	415	3,26	332
1003030	3,0	3,11	5,29	539	5,86	597	4,69	478
1003040	4,0	5,52	9,40	958	10,41	1.061	8,34	850
1003050	5,0	8,63	14,69	1.498	16,27	1.658	13,03	1.328
1003060	6,0	12,42	21,20	2.156	23,40	2.388	18,80	1.913
1003080	8,0	22,08	37,60	3.834	41,60	4.245	33,40	3.401
1003100	10,0	34,50	58,80	5.990	65,10	6.633	52,10	5.313
1003120	12,0	49,68	84,60	8.626	93,70	9.552	75,10	7.651
1003140	14,0	67,62	115,20	11.741	127,50	13.001	102,20	10.414
1003160	16,0	88,32	150,40	15.335	166,60	16.981	133,40	13.602




Guidance on Dimensions:

Please note that the dimensions provided in this catalog are approximate. For precise measurements or tailored solutions, feel free to reach out to our customer service.

6x12+FC



Art. No.:	Diameter	Weight	1770		1960	
			mm	kg/100m	kN	Kg
1005030	3,0	2,26	3,33	339	3,69	376
1005040	4,0	4,02	5,92	603	6,55	668
1005050	5,0	6,28	9,25	943	10,24	1.044
1005060	6,0	9,04	13,3	1.358	14,70	1.503
1005080	8,0	16,06	23,70	2.413	26,20	2.672
1005090	9,0	20,33	30,00	3.054	33,20	3.382
1005100	10,0	25,10	37,00	3.771	41,00	4.176
1005110	11,0	30,37	44,80	4.563	49,60	5.053
1005120	12,0	36,14	53,30	5.430	59,00	6.013
1005130	13,0	42,42	62,50	6.373	69,20	7.057
1005140	14,0	49,20	72,50	7.391	80,30	8.184
1005160	16,0	64,26	94,70	9.654	104,90	10.690



Guidance on Dimensions:


Please note that the dimensions provided in this catalog are approximate. For precise measurements or tailored solutions, feel free to reach out to our customer service.

## 6x19+FC

Art. No.:	Diameter	Weight	1770		1960		1570 (AISI)	
			mm	kg/100m	kN	Kg	kN	Kg
1008030	3,0	3,11	4,89	499	5,42	552	4,34	442
1008040	4,0	5,54	8,69	886	9,63	981	7,71	786
1008050	5,0	8,65	13,58	1.385	15,04	1.533	12,05	1.228
1008060	6,0	12,46	19,60	1.994	21,70	2.208	17,40	1.769
1008065	6,5	14,62	23,00	2.340	25,40	2.592	20,40	2.076
1008070	7,0	16,95	26,60	2.714	29,50	3.006	23,60	2.407
1008080	8,0	22,14	34,80	3.545	38,50	3.926	30,80	3.144
1008090	9,0	28,03	44,00	4.487	48,70	4.968	39,00	3.980
1008100	10,0	34,60	54,30	5.539	60,20	6.134	48,20	4.913
1008110	11,0	41,87	65,80	6.702	72,80	7.422	58,30	5.945
1008120	12,0	49,82	78,20	7.976	86,60	8.833	69,40	7.075
1008130	13,0	58,47	91,80	9.361	101,70	10.366	81,50	8.303
1008140	14,0	67,82	106,50	10.857	117,90	12.022	94,50	9.630
1008160	16,0	88,58	139,10	14.180	154,00	15.702	123,40	12.578
1008180	18,0	112,10	176,00	17.947	195,00	19.873	156,00	15.919
1008200	20,0	138,40	217,00	22.157	241,00	24.535	193,00	19.653

Galvanised

Stainless



## Guidance on Dimensions:

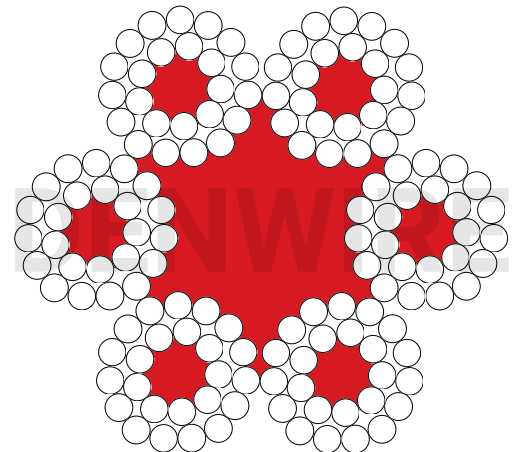
Please note that the dimensions provided in this catalog are approximate. For precise measurements or tailored solutions, feel free to reach out to our customer service.

## 6x24+7FC

Art. No.:	Diameter	Weight	1770		1960	
			mm	kg/100m	kN	Kg
1011060	6,0	11,45	17,80	1.819	19,80	2.014
1011080	8,0	20,35	31,70	3.233	35,10	3.580
1011090	9,0	25,76	40,10	4.092	44,50	4.531
1011100	10,0	31,80	49,60	5.052	54,90	5.594
1011120	12,0	45,79	71,40	7.275	79,00	8.056
1011130	13,0	53,74	83,80	8.538	92,70	9.454
1011140	14,0	62,33	97,10	9.902	107,60	10.965
1011160	16,0	81,41	126,90	12.933	140,50	14.321
1011180	18,0	103,03	161,00	16.368	178,00	18.126
1011200	20,0	127,20	198,00	20.208	220,00	22.377
1011220	22,0	153,91	240,00	24.452	266,00	27.076
1011240	24,0	183,17	285,00	29.099	316,00	32.223
1011260	26,0	214,97	335,00	34.151	371,00	37.817
1011280	28,0	249,31	389,00	39.608	430,00	43.859
1011300	30,0	286,20	446,00	45.468	494,00	50.349
1011320	32,0	325,63	507,00	51.732	562,00	57.286

Blank

Galvanised



## Guidance on Dimensions:

Please note that the dimensions provided in this catalog are approximate. For precise measurements or tailored solutions, feel free to reach out to our customer service.

## 6x19S+FC

Galvanised

Stainless

Art. No.:	Diameter mm	Weight kg/100m	1770		1960		1570 (AISI)	
			kN	Kg	kN	Kg	kN	Kg
1009060	6,0	12,92	21,00	2.143	23,30	2.374	18,70	1.901
1009065	6,5	15,17	24,70	2.516	27,30	2.786	21,90	2.231
1009070	7,0	17,59	28,60	2.918	31,70	3.231	25,40	2.588
1009080	8,0	22,98	37,40	3.811	41,40	4.220	33,20	3.380
1009090	9,0	29,08	47,30	4.823	52,40	5.341	42,00	4.278
1009100	10,0	35,90	58,40	5.954	64,70	6.593	51,80	5.281
1009110	11,0	43,44	70,70	7.204	78,30	7.978	62,70	6.390
1009112	11,2	45,03	73,30	7.469	81,10	8.271	65,00	6.625
1009120	12,0	51,70	84,10	8.574	93,10	9.494	74,60	7.605
1009130	13,0	60,67	98,70	10.062	109,30	11.143	87,60	8.925
1009140	14,0	70,36	114,50	11.670	126,80	12.923	101,50	10.351
1009160	16,0	91,90	149,50	15.243	165,60	16.879	132,60	13.520
1009163	16,3	95,38	155,20	15.820	171,80	17.518	137,70	14.032
1009180	18,0	116,32	189,00	19.291	210,00	21.362	168,00	17.112
1009190	19,0	129,60	211,00	21.494	233,00	23.802	187,00	19.066
1009200	20,0	143,60	234,00	23.817	259,00	26.373	207,00	21.125
1009220	22,0	173,76	283,00	28.818	313,00	31.911	251,00	25.562
1009240	24,0	206,78	336,00	34.296	373,00	37.977	298,00	30.421
1009260	26,0	242,68	395,00	40.250	437,00	44.571	350,00	35.702
1009280	28,0	281,46	458,00	46.680	507,00	51.691	406,00	41.406
1009300	30,0	323,10	526,00	53.587	582,00	59.339	466,00	47.532
1009320	32,0	367,62	598,00	60.970	662,00	67.515	531,00	54.081
1009340	34,0	415,00	675,00	68.830	748,00	76.218	599,00	61.052
1009360	36,0	465,26	757,00	77.166	838,00	85.449	671,00	68.446
1009380	38,0	518,40	843,00	85.978	934,00	95.207	748,00	76.263
1009400	40,0	574,40	935,00	95.266	1.035,00	105.492	829,00	84.502
1009420	42,0	633,28	1.030,00	105.031	1.141,00	116.305	914,00	93.163
1009440	44,0	695,02	1.131,00	115.272	1.252,00	127.646	1.003,00	102.247
1009460	46,0	759,64	1.236,00	125.989	1.369,00	139.514	1.096,00	111.753
1009480	48,0	827,14	1.346,00	137.183	1.490,00	151.909	1.194,00	121.682
1009500	50,0	897,50	1.460,00	148.853	1.617,00	164.832	1.295,00	132.034
1009520	52,0	970,74	1.579,00	161.000	1.749,00	178.282	1.401,00	142.808

## Guidance on Dimensions:


Please note that the dimensions provided in this catalog are approximate. For precise measurements or tailored solutions, feel free to reach out to our customer service.



## 6x19F+FC



Art. No.:	Diameter	Weight	1770		1960		1570 (AISI)	
			mm	kg/100m	kN	Kg	kN	Kg
1013060	6,0	12,92	21,00	2.143	23,30	2.374	18,70	1.901
1013065	6,5	15,17	24,70	2.516	27,30	2.786	21,90	2.231
1013070	7,0	17,59	28,60	2.918	31,70	3.231	25,40	2.588
1013080	8,0	22,98	37,40	3.811	41,40	4.220	33,20	3.380
1013090	9,0	29,08	47,30	4.823	52,40	5.341	42,00	4.278
1013100	10,0	35,90	58,40	5.954	64,70	6.593	51,80	5.281
1013110	11,0	43,44	70,70	7.204	78,30	7.978	62,70	6.390
1013112	11,2	45,03	73,30	7.469	81,10	8.271	65,00	6.625
1013120	12,0	51,70	84,10	8.574	93,10	9.494	74,60	7.605
1013130	13,0	60,67	98,70	10.062	109,30	11.143	87,60	8.925
1013140	14,0	70,36	114,50	11.670	126,80	12.923	101,50	10.351
1013160	16,0	91,90	149,50	15.243	165,60	16.879	132,60	13.520
1013163	16,3	95,38	155,20	15.820	171,80	17.518	137,70	14.032
1013180	18,0	116,32	189,00	19.291	210,00	21.362	168,00	17.112
1013190	19,0	129,60	211,00	21.494	233,00	23.802	187,00	19.066
1013200	20,0	143,60	234,00	23.817	259,00	26.373	207,00	21.125
1013220	22,0	173,76	283,00	28.818	313,00	31.911	251,00	25.562
1013240	24,0	206,78	336,00	34.296	373,00	37.977	298,00	30.421
1013260	26,0	242,68	395,00	40.250	437,00	44.571	350,00	35.702
1013280	28,0	281,46	458,00	46.680	507,00	51.691	406,00	41.406
1013300	30,0	323,10	526,00	53.587	582,00	59.339	466,00	47.532
1013320	32,0	367,62	598,00	60.970	662,00	67.515	531,00	54.081
1013340	34,0	415,00	675,00	68.830	748,00	76.218	599,00	61.052
1013360	36,0	465,26	757,00	77.166	838,00	85.449	671,00	68.446
1013380	38,0	518,40	843,00	85.978	934,00	95.207	748,00	76.263
1013400	40,0	574,40	935,00	95.266	1.035,00	105.492	829,00	84.502
1013420	42,0	633,28	1.030,00	105.031	1.141,00	116.305	914,00	93.163
1013440	44,0	695,02	1.131,00	115.272	1.252,00	127.646	1.003,00	102.247
1013460	46,0	759,64	1.236,00	125.989	1.369,00	139.514	1.096,00	111.753
1013480	48,0	827,14	1.346,00	137.183	1.490,00	151.909	1.194,00	121.682
1013500	50,0	897,50	1.460,00	148.853	1.617,00	164.832	1.295,00	132.034
1013520	52,0	970,74	1.579,00	161.000	1.749,00	178.282	1.401,00	142.808




## Guidance on Dimensions:

Please note that the dimensions provided in this catalog are approximate. For precise measurements or tailored solutions, feel free to reach out to our customer service.

6x36+FC



Art. No.:	Diameter	Weight	1770		1960		1570 (AISI)	
			mm	kg/100m	kN	Kg	kN	Kg
1015060	6,0	13,21	21,00	2.143	23,30	2.374	18,70	1.901
1015080	8,0	23,49	37,40	3.811	41,40	4.220	33,20	3.380
1015090	9,0	29,73	47,30	4.823	52,40	5.341	42,00	4.278
1015100	10,0	36,70	58,40	5.954	64,70	6.593	51,80	5.281
1015110	11,0	44,41	70,70	7.204	78,30	7.978	62,70	6.390
1015120	12,0	52,85	84,10	8.574	93,10	9.494	74,60	7.605
1015130	13,0	62,02	98,70	10.062	109,30	11.143	87,60	8.925
1015140	14,0	71,93	114,50	11.670	126,80	12.923	101,50	10.351
1015160	16,0	93,95	149,50	15.243	165,60	16.879	132,60	13.520
1015180	18,0	118,91	189,00	19.291	210,00	21.362	168,00	17.112
1015190	19,0	132,49	211,00	21.494	233,00	23.802	187,00	19.066
1015200	20,0	146,80	234,00	23.817	259,00	26.373	207,00	21.125
1015220	22,0	177,63	283,00	28.818	313,00	31.911	251,00	25.562
1015240	24,0	211,39	336,00	34.296	373,00	37.977	298,00	30.421
1015260	26,0	248,09	395,00	40.250	437,00	44.571	350,00	35.702
1015280	28,0	287,73	458,00	46.680	507,00	51.691	406,00	41.406
1015300	30,0	330,30	526,00	53.587	582,00	59.339	466,00	47.532
1015320	32,0	375,81	598,00	60.970	662,00	67.515	531,00	54.081
1015340	34,0	424,25	675,00	68.830	748,00	76.218	599,00	61.052
1015360	36,0	475,63	757,00	77.166	838,00	85.449	671,00	68.446
1015380	38,0	529,95	843,00	85.978	934,00	95.207	748,00	76.263
1015400	40,0	587,20	935,00	95.266	1.035,00	105.492	829,00	84.502
1015420	42,0	647,39	1.030,00	105.031	1.141,00	116.305	914,00	93.163
1015440	44,0	710,51	1.131,00	115.272	1.252,00	127.646	1.003,00	102.247
1015460	46,0	776,57	1.236,00	125.989	1.369,00	139.514	1.096,00	111.753
1015480	48,0	845,57	1.346,00	137.183	1.490,00	151.909	1.194,00	121.682
1015500	50,0	917,50	1.460,00	148.853	1.617,00	164.832	1.295,00	132.034
1015520	52,0	992,37	1.579,00	161.000	1.749,00	178.282	1.401,00	142.808




Guidance on Dimensions:

Please note that the dimensions provided in this catalog are approximate. For precise measurements or tailored solutions, feel free to reach out to our customer service.

## 6x37+FC



Art. No.:	Diameter	Weight	1770		1960		1570 (AISI)	
			mm	kg/100m	kN	Kg	kN	Kg
1017060	6,0	12,46	18,80	1.916	20,80	2.122	16,70	1.700
1017070	7,0	16,95	25,60	2.608	28,30	2.888	22,70	2.313
1017080	8,0	22,14	33,40	3.406	37,00	3.772	29,60	3.022
1017100	10,0	34,60	52,20	5.323	57,80	5.894	46,30	4.721
1017110	11,0	41,87	63,20	6.440	70,00	7.132	56,00	5.713
1017120	12,0	49,82	75,20	7.665	83,30	8.487	66,70	6.799
1017130	13,0	58,47	88,20	8.995	97,70	9.961	78,30	7.979
1017140	14,0	67,82	102,30	10.432	113,30	11.552	90,80	9.254
1017160	16,0	88,58	133,70	13.626	148,00	15.089	118,60	12.086
1017180	18,0	112,10	169,00	17.245	187,00	19.097	150,00	15.297
1017200	20,0	138,40	209,00	21.291	231,00	23.576	185,00	18.885
1017220	22,0	167,46	253,00	25.762	280,00	28.527	224,00	22.851
1017240	24,0	199,30	301,00	30.658	333,00	33.949	267,00	27.194
1017260	26,0	233,90	353,00	35.981	391,00	39.843	313,00	31.915
1017280	28,0	271,26	409,00	41.729	453,00	46.209	363,00	37.014
1017300	30,0	311,40	470,00	47.904	520,00	53.046	417,00	42.491
1017320	32,0	354,30	535,00	54.504	592,00	60.354	474,00	48.345
1017340	34,0	399,98	604,00	61.530	668,00	68.134	535,00	54.577
1017360	36,0	448,42	677,00	68.981	749,00	76.386	600,00	61.187
1017380	38,0	499,62	754,00	76.859	835,00	85.109	669,00	68.174
1017400	40,0	553,60	835,00	85.162	925,00	94.304	741,00	75.539
1017420	42,0	610,34	921,00	93.891	1.020,00	103.970	817,00	83.282
1017440	44,0	669,86	1.011,00	103.046	1.119,00	114.108	897,00	91.402
1017460	46,0	732,14	1.105,00	112.627	1.223,00	124.717	980,00	99.901
1017480	48,0	797,18	1.203,00	122.633	1.332,00	135.797	1.067,00	108.777
1017500	50,0	865,00	1.305,00	133.066	1.446,00	147.350	1.158,00	118.030
1017520	52,0	935,58	1.412,00	143.924	1.563,00	159.373	1.252,00	127.661




## Guidance on Dimensions:

Please note that the dimensions provided in this catalog are approximate. For precise measurements or tailored solutions, feel free to reach out to our customer service.

8x7+FC



Art. No.:	Diameter	Weight	1770		1960		1570 (AISI)	
			mm	kg/100m	kN	Kg	kN	Kg
1529040	4,0	5,23	8,24	840	9,13	930	7,31	745
1529045	4,5	6,62	10,43	1.063	11,55	1.177	9,25	943
1529050	5,0	8,18	12,88	1.313	14,26	1.454	11,42	1.164
1529060	6,0	11,77	18,54	1.890	20,53	2.093	16,45	1.677
1529065	6,5	13,82	21,76	2.218	24,10	2.456	19,30	1.968
1529070	7,0	16,02	25,24	2.573	27,95	2.849	22,39	2.282
1529080	8,0	20,93	32,96	3.360	36,50	3.721	29,24	2.981
1529090	9,0	26,49	41,72	4.253	46,20	4.709	37,01	3.772
1529100	10,0	32,70	51,51	5.250	57,04	5.814	45,69	4.657
1529110	11,0	39,57	62,32	6.353	69,01	7.035	55,28	5.635
1529120	12,0	47,09	74,17	7.561	82,13	8.372	65,79	6.706
1529130	13,0	55,26	87,05	8.873	96,39	9.826	77,21	7.871
1529140	14,0	64,09	100,95	10.291	111,79	11.396	89,55	9.128
1529160	16,0	83,71	131,86	13.441	146,01	14.884	116,96	11.922
1529180	18,0	105,95	166,88	17.011	184,80	18.838	148,03	15.089
1529190	19,0	118,05	185,94	18.954	205,90	20.989	164,93	16.812
1529200	20,0	130,80	206,03	21.002	228,14	23.256	182,75	18.629



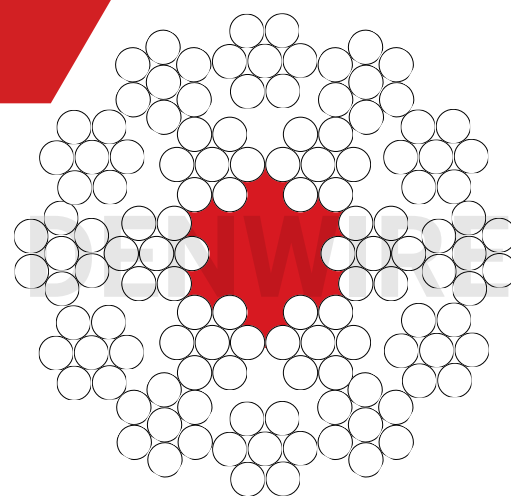
Guidance on Dimensions:

Please note that the dimensions provided in this catalog are approximate. For precise measurements or tailored solutions, feel free to reach out to our customer service.

18x7+FC



Art. No.:	Diameter	Weight	1770		1960		1570 (AISI)	
			mm	kg/100m	kN	Kg	kN	Kg
1023060	6,0	13,75	20,90	2.130	23,10	2.359	18,50	1.890
1023070	7,0	18,72	28,40	2.900	31,50	3.211	25,20	2.572
1023080	8,0	24,45	37,20	3.788	41,10	4.194	33,00	3.360
1023090	9,0	30,94	47,00	4.794	52,10	5.308	41,70	4.252
1023100	10,0	38,20	58,10	5.918	64,30	6.553	51,50	5.249
1023110	11,0	46,22	70,20	7.161	77,80	7.930	62,30	6.352
1023120	12,0	55,01	83,60	8.522	92,60	9.437	74,20	7.559
1023130	13,0	64,56	98,10	10.001	108,60	11.075	87,00	8.871
1023140	14,0	74,87	113,80	11.599	126,00	12.844	100,90	10.289
1023160	16,0	97,79	148,60	15.150	164,60	16.776	131,80	13.438
1023180	18,0	123,77	188,00	19.174	208,00	21.233	167,00	17.008
1023190	19,0	137,90	210,00	21.364	232,00	23.657	186,00	18.950
1023200	20,0	152,80	232,00	23.672	257,00	26.213	206,00	20.997
1023220	22,0	184,89	281,00	28.643	311,00	31.718	249,00	25.407
1023240	24,0	220,03	334,00	34.088	370,00	37.747	297,00	30.236



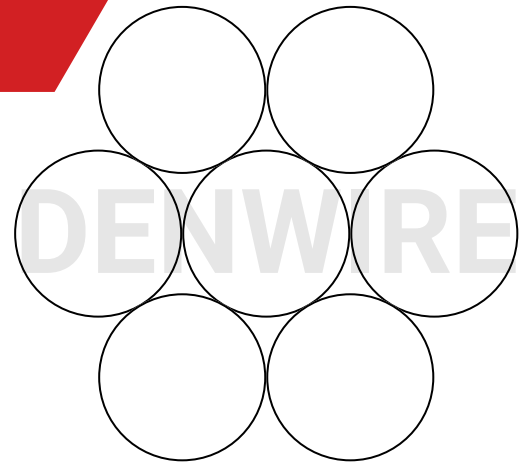
Guidance on Dimensions:

Please note that the dimensions provided in this catalog are approximate. For precise measurements or tailored solutions, feel free to reach out to our customer service.

1x7



Art. No.:	Diameter	Weight	1770		1960		1570 (AISI)	
			mm	kg/100m	kN	Kg	kN	Kg
1001010	1,0	0,50	0,96	98	1,07	109	0,85	87
1101012	1,2	0,72	1,39	141	1,54	157	1,23	125
1101015	1,5	1,13	2,17	221	2,40	245	1,92	196
1101018	1,8	1,63	3,12	318	3,45	352	2,77	282
1101020	2,0	2,01	3,85	393	4,26	435	3,42	348
1101023	2,3	2,66	5,09	519	5,64	575	4,52	461
1101025	2,5	3,14	6,02	613	6,66	679	5,34	544
1101030	3,0	4,52	8,67	883	9,60	978	7,69	784
1101040	4,0	8,03	15,41	1.570	17,06	1.739	13,67	1.393
1101050	5,0	12,55	24,07	2.454	26,66	2.717	21,35	2.177
1101060	6,0	18,07	34,70	3.534	38,40	3.913	30,70	3.134
1101070	7,0	24,60	47,20	4.809	52,20	5.326	41,80	4.266
1101080	8,0	32,13	61,60	6.282	68,20	6.956	54,70	5.572
1101090	9,0	40,66	78,00	7.950	86,40	8.804	69,20	7.052
1101100	10,0	50,20	96,30	9.815	106,60	10.869	85,40	8.706
1101110	11,0	60,74	116,50	11.877	129,00	13.151	103,30	10.535
1101120	12,0	72,29	138,70	14.134	153,50	15.651	123,00	12.537
1101140	14,0	98,39	188,70	19.238	209,00	21.303	167,40	17.064
1101160	16,0	128,51	246,50	25.127	273,00	27.824	218,60	22.288
1101190	19,0	181,22	348,00	35.433	385,00	39.237	308,00	31.429
1101220	22,0	242,97	466,00	47.506	516,00	52.606	413,00	42.138
1101260	26,0	339,35	651,00	66.351	721,00	73.474	577,00	58.854



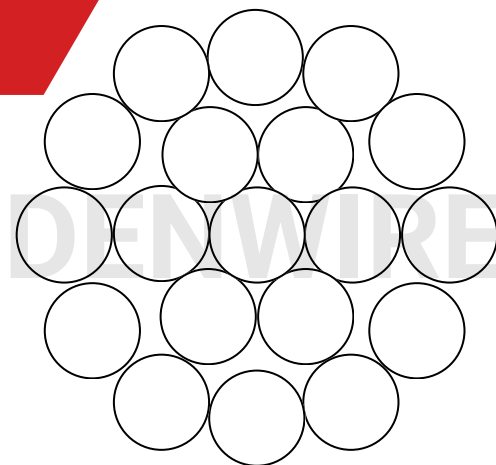
#### Guidance on Dimensions:

Please note that the dimensions provided in this catalog are approximate. For precise measurements or tailored solutions, feel free to reach out to our customer service.

1x19



Art. No.:	Diameter	Weight	1770		1960		1570 (AISI)	
			mm	kg/100m	kN	Kg	kN	Kg
1102010	1,0	0,50	0,93	95	1,03	105	0,82	84
1102012	1,2	0,71	1,34	136	1,48	151	1,19	121
1102015	1,5	1,11	2,09	213	2,32	236	1,85	189
1102018	1,8	1,60	3,01	307	3,33	340	2,67	272
1102020	2,0	1,98	3,72	379	4,12	420	3,30	336
1102023	2,3	2,62	4,92	501	5,44	555	4,36	444
1102025	2,5	3,09	5,81	592	6,43	656	5,15	525
1102030	3,0	4,46	8,36	853	9,26	944	7,42	756
1102040	4,0	7,92	14,87	1.516	16,46	1.678	13,19	1.344
1102050	5,0	12,38	23,23	2.368	25,73	2.622	20,61	2.101
1102060	6,0	17,82	33,50	3.410	37,00	3.776	29,70	3.025
1102070	7,0	24,25	45,50	4.642	50,40	5.140	40,40	4.117
1102080	8,0	31,68	59,50	6.062	65,90	6.713	52,80	5.377
1102090	9,0	40,09	75,30	7.673	83,30	8.496	66,80	6.806
1102100	10,0	49,50	92,90	9.472	102,90	10.489	82,40	8.402
1102110	11,0	59,89	112,40	11.462	124,50	12.692	99,70	10.167
1102120	12,0	71,28	133,80	13.640	148,20	15.105	118,70	12.099
1102140	14,0	97,02	182,10	18.566	201,70	20.559	161,60	16.468
1102160	16,0	126,72	237,90	24.250	263,40	26.853	211,00	21.509
1102190	19,0	178,69	335,00	34.196	371,00	37.866	298,00	30.332
1102220	22,0	239,58	450,00	45.847	498,00	50.768	399,00	40.666
1102260	26,0	334,62	628,00	64.034	696,00	70.908	557,00	56.798




#### Guidance on Dimensions:

Please note that the dimensions provided in this catalog are approximate. For precise measurements or tailored solutions, feel free to reach out to our customer service.

7x7



Art. No.:	Diameter	Weight	1770		1960		1570 (AISI)	
			mm	kg/100m	kN	Kg	kN	Kg
1118010	1,0	0,38	0,69	70	0,76	78	0,61	62
1118012	1,2	0,55	0,99	101	1,10	112	0,88	89
1118015	1,5	0,86	1,55	158	1,71	174	1,37	140
1118018	1,8	1,24	2,23	227	2,46	251	1,97	201
1118020	2,0	1,54	2,75	280	3,04	310	2,44	248
1118023	2,3	2,03	3,63	370	4,02	410	3,22	328
1118025	2,5	2,40	4,29	438	4,75	485	3,81	388
1118030	3,0	3,46	6,18	630	6,84	698	5,48	559
1118040	4,0	6,14	10,99	1.120	12,17	1.240	9,75	994
1118045	4,5	7,78	13,91	1.418	15,40	1.570	12,34	1.257
1118050	5,0	9,60	17,17	1.750	19,01	1.938	15,23	1.552
1118060	6,0	13,82	24,70	2.520	27,40	2.791	21,90	2.235
1118070	7,0	18,82	33,70	3.430	37,30	3.799	29,80	3.043
1118080	8,0	24,58	44,00	4.480	48,70	4.961	39,00	3.974
1118090	9,0	31,10	55,60	5.670	61,60	6.279	49,30	5.030
1118100	10,0	38,40	68,70	7.001	76,00	7.752	60,90	6.210
1118120	12,0	55,30	98,90	10.081	109,50	11.163	87,70	8.942




Guidance on Dimensions:

Please note that the dimensions provided in this catalog are approximate. For precise measurements or tailored solutions, feel free to reach out to our customer service.

7x19



Art. No.:	Diameter	Weight	1770		1960		1570 (AISI)	
			mm	kg/100m	kN	Kg	kN	Kg
1121020	2,0	1,52	2,56	261	2,84	289	2,27	232
1121025	2,5	2,38	4,00	408	4,43	452	3,55	362
1121030	3,0	3,43	5,77	588	6,39	651	5,12	521
1121040	4,0	6,10	10,25	1.045	11,35	1.157	9,09	927
1121050	5,0	9,53	16,02	1.633	17,74	1.808	14,21	1.448
1121060	6,0	13,72	23,10	2.351	25,50	2.604	20,50	2.086
1121065	6,5	16,10	27,10	2.760	30,00	3.056	24,00	2.448
1121070	7,0	18,67	31,40	3.200	34,80	3.544	27,80	2.839
1121080	8,0	24,38	41,00	4.180	45,40	4.629	36,40	3.708
1121090	9,0	30,86	51,90	5.291	57,50	5.858	46,00	4.693
1121100	10,0	38,10	64,10	6.531	71,00	7.233	56,80	5.793
1121110	11,0	46,10	77,50	7.903	85,90	8.751	68,80	7.010
1121120	12,0	54,86	92,30	9.405	102,20	10.415	81,80	8.343
1121130	13,0	64,39	108,30	11.038	119,90	12.223	96,00	9.791
1121140	14,0	74,68	125,60	12.802	139,10	14.176	111,40	11.355
1121160	16,0	97,54	164,00	16.721	181,60	18.516	145,50	14.831



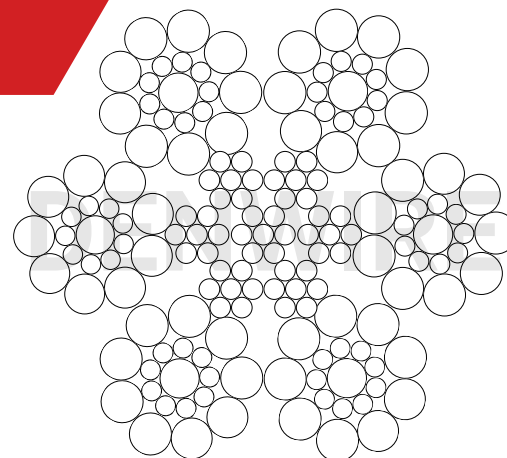
Guidance on Dimensions:

Please note that the dimensions provided in this catalog are approximate. For precise measurements or tailored solutions, feel free to reach out to our customer service.

6x19S+IWRC



Art. No.:	Diameter	Weight	1770		1960		1570 (AISI)	
			kN	Kg	kN	Kg	kN	Kg
1109060	6,0	14,40	22,70	2.312	25,10	2.561	20,10	2.051
1109065	6,5	16,90	26,60	2.714	29,50	3.005	23,60	2.407
1109070	7,0	19,60	30,90	3.147	34,20	3.485	27,40	2.792
1109080	8,0	25,60	40,30	4.111	44,70	4.552	35,80	3.646
1109090	9,0	32,40	51,00	5.203	56,50	5.761	45,30	4.615
1109100	10,0	40,00	63,00	6.423	69,80	7.113	55,90	5.697
1109110	11,0	48,40	76,20	7.772	84,40	8.606	67,60	6.894
1109112	11,2	50,18	79,00	8.057	87,50	8.922	70,10	7.147
1109120	12,0	57,60	90,70	9.249	100,50	10.242	80,50	8.204
1109130	13,0	67,60	106,50	10.855	117,90	12.021	94,50	9.629
1109140	14,0	78,40	123,50	12.590	136,80	13.941	109,50	11.167
1109160	16,0	102,40	161,30	16.443	178,60	18.209	143,10	14.585
1109163	16,3	106,28	167,40	17.066	185,40	18.898	148,50	15.138
1109180	18,0	129,60	204,00	20.811	226,00	23.045	181,00	18.460
1109190	19,0	144,40	227,00	23.188	252,00	25.677	202,00	20.568
1109200	20,0	160,00	252,00	25.693	279,00	28.451	224,00	22.790
1109220	22,0	193,60	305,00	31.088	338,00	34.426	271,00	27.576
1109240	24,0	230,40	363,00	36.998	402,00	40.969	322,00	32.817
1109260	26,0	270,40	426,00	43.421	472,00	48.082	378,00	38.515
1109280	28,0	313,60	494,00	50.358	547,00	55.764	438,00	44.668
1109300	30,0	360,00	567,00	57.809	628,00	64.015	503,00	51.277
1109320	32,0	409,60	645,00	65.774	715,00	72.834	572,00	58.342
1109340	34,0	462,40	728,00	74.253	807,00	82.223	646,00	65.863
1109360	36,0	518,40	817,00	83.245	904,00	92.181	724,00	73.839
1109380	38,0	577,60	910,00	92.752	1.008,00	102.708	807,00	82.271
1109400	40,0	640,00	1.008,00	102.772	1.116,00	113.804	894,00	91.159
1109420	42,0	705,60	1.112,00	113.306	1.231,00	125.469	986,00	100.503
1109440	44,0	774,40	1.220,00	124.354	1.351,00	137.703	1.082,00	110.303
1109460	46,0	846,40	1.333,00	135.916	1.476,00	150.506	1.183,00	120.558
1109480	48,0	921,60	1.452,00	147.991	1.608,00	163.878	1.288,00	131.269
1109500	50,0	1.000,00	1.575,00	160.581	1.744,00	177.819	1.397,00	142.436
1109520	52,0	1.081,60	1.704,00	173.684	1.887,00	192.329	1.511,00	154.059



Guidance on Dimensions:


Please note that the dimensions provided in this catalog are approximate. For precise measurements or tailored solutions, feel free to reach out to our customer service.



## 6x19F+IWRC



Art. No.:	Diameter	Weight	1770		1960		1570 (AISI)	
			mm	kg/100m	kN	Kg	kN	Kg
1113060	6,0	14,40	22,70	2.312	25,10	2.561	20,10	2.051
1113065	6,5	16,90	26,60	2.714	29,50	3.005	23,60	2.407
1113070	7,0	19,60	30,90	3.147	34,20	3.485	27,40	2.792
1113080	8,0	25,60	40,30	4.111	44,70	4.552	35,80	3.646
1113090	9,0	32,40	51,00	5.203	56,50	5.761	45,30	4.615
1113100	10,0	40,00	63,00	6.423	69,80	7.113	55,90	5.697
1113110	11,0	48,40	76,20	7.772	84,40	8.606	67,60	6.894
1113112	11,2	50,18	79,00	8.057	87,50	8.922	70,10	7.147
1113120	12,0	57,60	90,70	9.249	100,50	10.242	80,50	8.204
1113130	13,0	67,60	106,50	10.855	117,90	12.021	94,50	9.629
1113140	14,0	78,40	123,50	12.590	136,80	13.941	109,50	11.167
1113160	16,0	102,40	161,30	16.443	178,60	18.209	143,10	14.585
1113163	16,3	106,28	167,40	17.066	185,40	18.898	148,50	15.138
1113180	18,0	129,60	204,00	20.811	226,00	23.045	181,00	18.460
1113190	19,0	144,40	227,00	23.188	252,00	25.677	202,00	20.568
1113200	20,0	160,00	252,00	25.693	279,00	28.451	224,00	22.790
1113220	22,0	193,60	305,00	31.088	338,00	34.426	271,00	27.576
1113240	24,0	230,40	363,00	36.998	402,00	40.969	322,00	32.817
1113260	26,0	270,40	426,00	43.421	472,00	48.082	378,00	38.515
1113280	28,0	313,60	494,00	50.358	547,00	55.764	438,00	44.668
1113300	30,0	360,00	567,00	57.809	628,00	64.015	503,00	51.277
1113320	32,0	409,60	645,00	65.774	715,00	72.834	572,00	58.342
1113340	34,0	462,40	728,00	74.253	807,00	82.223	646,00	65.863
1113360	36,0	518,40	817,00	83.245	904,00	92.181	724,00	73.839
1113380	38,0	577,60	910,00	92.752	1.008,00	102.708	807,00	82.271
1113400	40,0	640,00	1.008,00	102.772	1.116,00	113.804	894,00	91.159
1113420	42,0	705,60	1.112,00	113.306	1.231,00	125.469	986,00	100.503
1113440	44,0	774,40	1.220,00	124.354	1.351,00	137.703	1.082,00	110.303
1113460	46,0	846,40	1.333,00	135.916	1.476,00	150.506	1.183,00	120.558
1113480	48,0	921,60	1.452,00	147.991	1.608,00	163.878	1.288,00	131.269
1113500	50,0	1.000,00	1.575,00	160.581	1.744,00	177.819	1.397,00	142.436
1113520	52,0	1.081,60	1.704,00	173.684	1.887,00	192.329	1.511,00	154.059




## Guidance on Dimensions:

Please note that the dimensions provided in this catalog are approximate. For precise measurements or tailored solutions, feel free to reach out to our customer service.

6x36+IWRC



Art. No.:	Diameter	Weight	1770		1960		1570 (AISI)	
			mm	kg/100m	kN	Kg	kN	Kg
1115060	6,0	14,72	22,70	2.312	25,10	2.561	20,10	2.051
1115080	8,0	26,18	40,30	4.111	44,70	4.552	35,80	3.646
1115090	9,0	33,13	51,00	5.203	56,50	5.761	45,30	4.615
1115100	10,0	40,90	63,00	6.423	69,80	7.113	55,90	5.697
1115110	11,0	49,49	76,20	7.772	84,40	8.606	67,60	6.894
1115120	12,0	58,90	90,70	9.249	100,50	10.242	80,50	8.204
1115130	13,0	69,12	106,50	10.855	117,90	12.021	94,50	9.629
1115140	14,0	80,16	123,50	12.590	136,80	13.941	109,50	11.167
1115160	16,0	104,70	161,30	16.443	178,60	18.209	143,10	14.585
1115180	18,0	132,52	204,00	20.811	226,00	23.045	181,00	18.460
1115190	19,0	147,65	227,00	23.188	252,00	25.677	202,00	20.568
1115200	20,0	163,60	252,00	25.693	279,00	28.451	224,00	22.790
1115220	22,0	197,96	305,00	31.088	338,00	34.426	271,00	27.576
1115240	24,0	235,58	363,00	36.998	402,00	40.969	322,00	32.817
1115260	26,0	276,48	426,00	43.421	472,00	48.082	378,00	38.515
1115280	28,0	320,66	494,00	50.358	547,00	55.764	438,00	44.668
1115300	30,0	368,10	567,00	57.809	628,00	64.015	503,00	51.277
1115320	32,0	418,82	645,00	65.774	715,00	72.834	572,00	58.342
1115340	34,0	472,80	728,00	74.253	807,00	82.223	646,00	65.863
1115360	36,0	530,06	817,00	83.245	904,00	92.181	724,00	73.839
1115380	38,0	590,60	910,00	92.752	1.008,00	102.708	807,00	82.271
1115400	40,0	654,40	1.008,00	102.772	1.116,00	113.804	894,00	91.159
1115420	42,0	721,48	1.112,00	113.306	1.231,00	125.469	986,00	100.503
1115440	44,0	791,82	1.220,00	124.354	1.351,00	137.703	1.082,00	110.303
1115460	46,0	865,44	1.333,00	135.916	1.476,00	150.506	1.183,00	120.558
1115480	48,0	942,34	1.452,00	147.991	1.608,00	163.878	1.288,00	131.269
1115500	50,0	1.022,50	1.575,00	160.581	1.744,00	177.819	1.397,00	142.436
1115520	52,0	1.105,94	1.704,00	173.684	1.887,00	192.329	1.511,00	154.059



Guidance on Dimensions:

Please note that the dimensions provided in this catalog are approximate. For precise measurements or tailored solutions, feel free to reach out to our customer service.


19x7

Blackened

Galvanised

Stainless

Art. No.:	Diameter	Weight	1770		1960		1570 (AISI)	
			mm	kg/100m	kN	Kg	kN	Kg
1125030	3,0	3,61	5,23	533	5,79	590	4,63	472
1125040	4,0	6,42	9,29	947	10,29	1.049	8,24	840
1125050	5,0	10,03	14,51	1.480	16,07	1.638	12,87	1.312
1125060	6,0	14,44	20,90	2.130	23,10	2.359	18,50	1.890
1125070	7,0	19,65	28,40	2.900	31,50	3.211	25,20	2.572
1125080	8,0	25,66	37,20	3.788	41,10	4.194	33,00	3.360
1125090	9,0	32,48	47,00	4.794	52,10	5.308	41,70	4.252
1125100	10,0	40,10	58,10	5.918	64,30	6.553	51,50	5.249
1125110	11,0	48,52	70,20	7.161	77,80	7.930	62,30	6.352
1125120	12,0	57,74	83,60	8.522	92,60	9.437	74,20	7.559
1125130	13,0	67,77	98,10	10.001	108,60	11.075	87,00	8.871
1125140	14,0	78,60	113,80	11.599	126,00	12.844	100,90	10.289
1125160	16,0	102,66	148,60	15.150	164,60	16.776	131,80	13.438




#### Guidance on Dimensions:

Please note that the dimensions provided in this catalog are approximate. For precise measurements or tailored solutions, feel free to reach out to our customer service.

35Wx7



Art. No.:	Diameter	Weight	1770		1960		1570 (AISI)	
			mm	kg/100m	kN	Kg	kN	Kg
1127080	8,0	29,06	40,80	4.157	45,20	4.603	48,40	4.932
1127090	9,0	36,77	51,60	5.261	57,20	5.826	61,20	6.242
1127100	10,0	45,40	63,70	6.495	70,60	7.193	75,60	7.706
1127110	11,0	54,93	77,10	7.859	85,40	8.703	91,50	9.325
1127120	12,0	65,38	91,80	9.353	101,60	10.357	108,90	11.097
1127130	13,0	76,73	107,70	10.977	119,20	12.156	127,80	13.024
1127140	14,0	88,98	124,90	12.731	138,3	14.098	148,20	15.105
1127160	16,0	116,22	163,10	16.628	180,60	18.413	193,50	19.728
1127180	18,0	147,10	206,00	21.045	229,00	23.304	245,00	24.969
1127190	19,0	163,89	230,00	23.448	255,00	25.966	273,00	27.820
1127200	20,0	181,60	255,00	25.982	282,00	28.771	302,00	30.826
1127220	22,0	219,74	308,00	31.438	342,00	34.812	366,00	37.299
1127240	24,0	261,50	367,00	37.414	406,00	41.430	435,00	44.389
1127260	26,0	306,90	431,00	43.909	477,00	48.622	511,00	52.095
1127280	28,0	355,94	500,00	50.924	553,00	56.390	593,00	60.418
1127300	30,0	408,60	573,00	58.459	635,00	64.734	680,00	69.358
1127320	32,0	464,90	652,00	66.513	723,00	73.653	774,00	78.914
1127340	34,0	524,82	737,00	75.087	816,00	83.147	874,00	89.086
1127360	36,0	588,38	826,00	84.181	914,00	93.217	980,00	99.875
1127380	38,0	655,58	920,00	93.794	1.019,00	103.862	1.092,00	111.281
1127400	40,0	726,40	1.020,00	103.927	1.129,00	115.083	1.210,00	123.303
1127420	42,0	800,86	1.124,00	114.579	1.245,00	126.879	1.334,00	135.941
1127440	44,0	878,94	1.234,00	125.751	1.366,00	139.250	1.464,00	149.196
1127460	46,0	960,66	1.348,00	137.443	1.493,00	152.197	1.600,00	163.068
1127480	48,0	1.046,02	1.468,00	149.654	1.626,00	165.719	1.742,00	177.556
1127500	50,0	1.135,00	1.593,00	162.385	1.764,00	179.817	1.890,00	192.661
1127520	52,0	1.227,62	1.723,00	175.636	1.908,00	194.490	2.044,00	208.382




Guidance on Dimensions:

Please note that the dimensions provided in this catalog are approximate. For precise measurements or tailored solutions, feel free to reach out to our customer service.

## 6x36 Compacted



Art. No.:	Diameter	Weight	1770		1960		1570 (AISI)	
			mm	kg/100m	kN	Kg	kN	Kg
1133080	8	30,59	45,90	4.677	50,80	5.179	56,00	5.707
1133090	9	38,72	58,10	5.919	64,30	6.554	70,90	7.223
1133100	10	47,80	71,70	7.307	79,40	8.092	87,50	8.917
1133110	11	57,84	86,70	8.842	96,00	9.791	105,90	10.790
1133120	12	68,83	103,20	10.523	114,30	11.652	126,00	12.841
1133130	13	80,78	121,10	12.349	134,20	13.675	147,80	15.070
1133140	14	93,69	140,50	14.322	155,60	15.860	171,50	17.478
1133160	16	122,37	183,50	18.707	203,20	20.715	223,90	22.829
1133180	18	154,87	232,00	23.676	257,00	26.217	283,00	28.892
1133190	19	172,56	259,00	26.379	287,00	29.211	316,00	32.192
1133200	20	191,20	287,00	29.229	318,00	32.367	350,00	35.670
1133220	22	231,35	347,00	35.368	384,00	39.164	423,00	43.160
1133240	24	275,33	413,00	42.090	457,00	46.608	504,00	51.364
1133260	26	323,13	485,00	49.398	537,00	54.700	591,00	60.282
1133280	28	374,75	562,00	57.290	622,00	63.439	686,00	69.913
1133300	30	430,20	645,00	65.766	714,00	72.826	787,00	80.257
1133320	32	489,47	734,00	74.827	813,00	82.859	896,00	91.314
1133340	34	552,57	829,00	84.473	918,00	93.541	1.011,00	103.086
1133360	36	619,49	929,00	94.703	1.029,00	104.869	1.134,00	115.570
1133380	38	690,23	1.035,00	105.518	1.146,00	116.845	1.263,00	128.768
1133400	40	764,80	1.147,00	116.917	1.270,00	129.468	1.400,00	142.679
1133420	42	843,19	1.265,00	128.901	1.400,00	142.738	1.543,00	157.303
1133440	44	925,41	1.388,00	141.470	1.537,00	156.656	1.694,00	172.641
1133460	46	1.011,45	1.517,00	154.623	1.680,00	171.221	1.851,00	188.693
1133480	48	1.101,31	1.652,00	168.361	1.829,00	186.434	2.016,00	205.458
1133500	50	1.195,00	1.792,00	182.683	1.985,00	202.294	2.187,00	222.936
1133520	52	1.292,51	1.938,00	197.590	2.146,00	218.801	2.365,00	241.127




## Guidance on Dimensions:

Please note that the dimensions provided in this catalog are approximate. For precise measurements or tailored solutions, feel free to reach out to our customer service.

## 35Wx7 Compacted



Art. No.:	Diameter	Weight	1770		1960		1570 (AISI)	
			mm	kg/100m	kN	Kg	kN	Kg
1128080	8	32,64	50,40	5.139	55,80	5.690	61,50	6.271
1128090	9	41,31	63,80	6.504	70,60	7.202	77,90	7.937
1128100	10	51,00	78,80	8.029	87,20	8.891	96,10	9.798
1128110	11	61,71	95,30	9.715	105,50	10.758	116,30	11.856
1128120	12	73,44	113,40	11.562	125,60	12.803	138,40	14.109
1128130	13	86,19	133,10	13.569	147,40	15.026	162,40	16.559
1128140	14	99,96	154,40	15.737	171,00	17.426	188,40	19.204
1128160	16	130,56	201,60	20.554	223,30	22.761	246,10	25.083
1128180	18	165,24	255,00	26.014	283,00	28.807	311,00	31.746
1128190	19	184,11	284,00	28.985	315,00	32.096	347,00	35.371
1128200	20	204,00	315,00	32.116	349,00	35.564	384,00	39.193
1128220	22	246,84	381,00	38.861	422,00	43.032	465,00	47.423
1128240	24	293,76	454,00	46.247	502,00	51.212	554,00	56.437
1128260	26	344,76	532,00	54.276	590,00	60.103	650,00	66.236
1128280	28	399,84	618,00	62.948	684,00	69.705	754,00	76.818
1128300	30	459,00	709,00	72.261	785,00	80.018	865,00	88.183
1128320	32	522,24	807,00	82.217	893,00	91.043	984,00	100.333
1128340	34	589,56	911,00	92.816	1.008,00	102.779	1.111,00	113.267
1128360	36	660,96	1.021,00	104.057	1.130,00	115.226	1.246,00	126.984
1128380	38	736,44	1.137,00	115.940	1.259,00	128.385	1.388,00	141.486
1128400	40	816,00	1.260,00	128.465	1.396,00	142.255	1.538,00	156.771



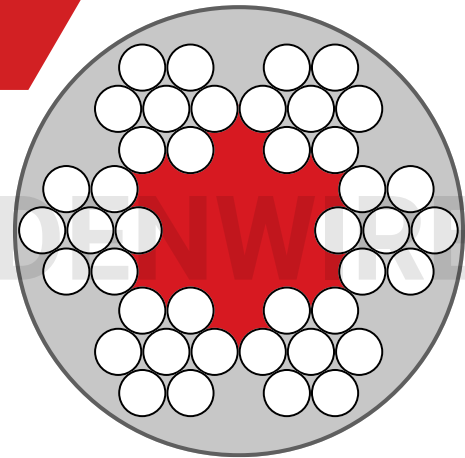
**Guidance on Dimensions:**

Please note that the dimensions provided in this catalog are approximate. For precise measurements or tailored solutions, feel free to reach out to our customer service.

## 6x7 Covered



Art. No.:	Diameter	Weight	1770		1960		1570 (AISI)	
			mm	kg/100m	kN	Kg	kN	Kg
2503010	1,0	0,35	0,59	60	0,65	66	0,52	53
2503015	1,5	0,78	1,32	135	1,46	149	1,17	120
2503020	2,0	1,38	2,35	240	2,60	265	2,08	213
2503025	2,5	2,16	3,67	374	4,07	415	3,26	332
2503030	3,0	3,11	5,29	539	5,86	597	4,69	478
2503040	4,0	5,52	9,40	958	10,41	1.061	8,34	850
2503050	5,0	8,63	14,69	1.498	16,27	1.658	13,03	1.328
2503060	6,0	12,42	21,20	2.156	23,40	2.388	18,80	1.913
2503080	8,0	22,08	37,60	3.834	41,60	4.245	33,40	3.401
2503100	10,0	34,50	58,80	5.990	65,10	6.633	52,10	5.313
2503120	12,0	49,68	84,60	8.626	93,70	9.552	75,10	7.651
2503140	14,0	67,62	115,20	11.741	127,50	13.001	102,20	10.414
2503160	16,0	88,32	150,40	15.335	166,60	16.981	133,40	13.602




**Guidance on Dimensions:**

Please note that the dimensions provided in this catalog are approximate. For precise measurements or tailored solutions, feel free to reach out to our customer service.

## 6x19 Covered



Art. No.:	Diameter	Weight	1770		1960		1570 (AISI)	
			mm	kg/100m	kN	Kg	kN	Kg
2508030	3,0	3,11	4,89	499	5,42	552	4,34	442
2508040	4,0	5,54	8,69	886	9,63	981	7,71	786
2508050	5,0	8,65	13,58	1.385	15,04	1.533	12,05	1.228
2508060	6,0	12,46	19,60	1.994	21,70	2.208	17,40	1.769
2508065	6,5	14,62	23,00	2.340	25,40	2.592	20,40	2.076
2508070	7,0	16,95	26,60	2.714	29,50	3.006	23,60	2.407
2508080	8,0	22,14	34,80	3.545	38,50	3.926	30,80	3.144
2508090	9,0	28,03	44,00	4.487	48,70	4.968	39,00	3.980
2508100	10,0	34,60	54,30	5.539	60,20	6.134	48,20	4.913
2508110	11,0	41,87	65,80	6.702	72,80	7.422	58,30	5.945
2508120	12,0	49,82	78,20	7.976	86,60	8.833	69,40	7.075
2508130	13,0	58,47	91,80	9.361	101,70	10.366	81,50	8.303
2508140	14,0	67,82	106,50	10.857	117,90	12.022	94,50	9.630
2508160	16,0	88,58	139,10	14.180	154,00	15.702	123,40	12.578
2508180	18,0	112,10	176,00	17.947	195,00	19.873	156,00	15.919
2508200	20,0	138,40	217,00	22.157	241,00	24.535	193,00	19.653



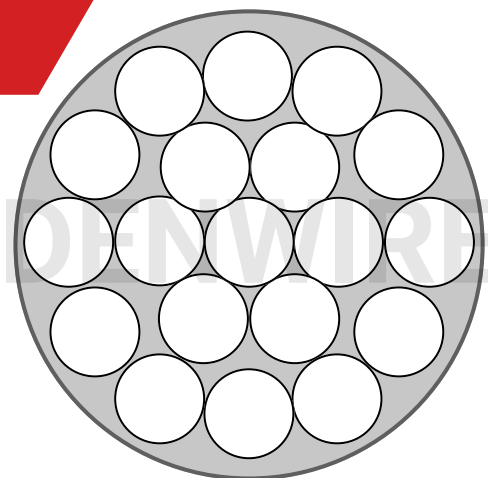
**Guidance on Dimensions:**

Please note that the dimensions provided in this catalog are approximate. For precise measurements or tailored solutions, feel free to reach out to our customer service.

1x19 Covered



Art. No.:	Diameter	Weight	1770		1960		1570 (AISI)	
			mm	kg/100m	kN	Kg	kN	Kg
2502010	1,0	0,50	0,93	95	1,03	105	0,82	84
2502012	1,2	0,71	1,34	136	1,48	151	1,19	121
2502015	1,5	1,11	2,09	213	2,32	236	1,85	189
2502018	1,8	1,60	3,01	307	3,33	340	2,67	272
2502020	2,0	1,98	3,72	379	4,12	420	3,30	336
2502023	2,3	2,62	4,92	501	5,44	555	4,36	444
2502025	2,5	3,09	5,81	592	6,43	656	5,15	525
2502030	3,0	4,46	8,36	853	9,26	944	7,42	756
2502040	4,0	7,92	14,87	1.516	16,46	1.678	13,19	1.344
2502050	5,0	12,38	23,23	2.368	25,73	2.622	20,61	2.101
2502060	6,0	17,82	33,50	3.410	37,00	3.776	29,70	3.025
2502070	7,0	24,25	45,50	4.642	50,40	5.140	40,40	4.117
2502080	8,0	31,68	59,50	6.062	65,90	6.713	52,80	5.377
2502090	9,0	40,09	75,30	7.673	83,30	8.496	66,80	6.806
2502100	10,0	49,50	92,90	9.472	102,90	10.489	82,40	8.402
2502110	11,0	59,89	112,40	11.462	124,50	12.692	99,70	10.167
2502120	12,0	71,28	133,80	13.640	148,20	15.105	118,70	12.099
2502140	14,0	97,02	182,10	18.566	201,70	20.559	161,60	16.468
2502160	16,0	126,72	237,90	24.250	263,40	26.853	211,00	21.509
2502190	19,0	178,69	335,00	34.196	371,00	37.866	298,00	30.332
2502220	22,0	239,58	450,00	45.847	498,00	50.768	399,00	40.666
2502260	26,0	334,62	628,00	64.034	696,00	70.908	557,00	56.798



Guidance on Dimensions:

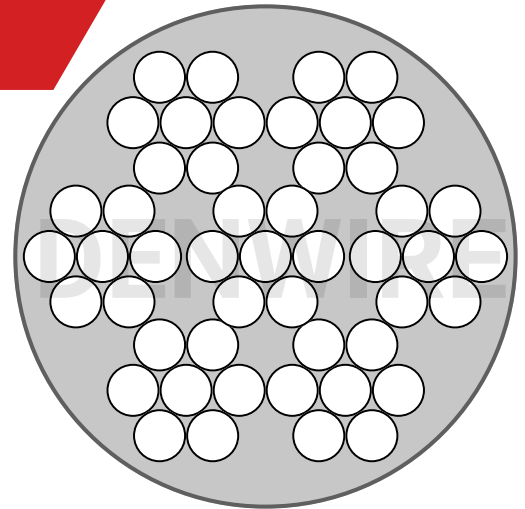
Please note that the dimensions provided in this catalog are approximate. For precise measurements or tailored solutions, feel free to reach out to our customer service.



## 7x7 Covered



Art. No.:	Diameter	Weight	1770		1960		1570 (AISI)	
			mm	kg/100m	kN	Kg	kN	Kg
2519010	1,0	0,38	0,69	70	0,76	78	0,61	62
2519012	1,2	0,55	0,99	101	1,10	112	0,88	89
2519015	1,5	0,86	1,55	158	1,71	174	1,37	140
2519018	1,8	1,24	2,23	227	2,46	251	1,97	201
2519020	2,0	1,54	2,75	280	3,04	310	2,44	248
2519023	2,3	2,03	3,63	370	4,02	410	3,22	328
2519025	2,5	2,40	4,29	438	4,75	485	3,81	388
2519030	3,0	3,46	6,18	630	6,84	698	5,48	559
2519040	4,0	6,14	10,99	1.120	12,17	1.240	9,75	994
2519050	4,5	7,78	13,91	1.418	15,40	1.570	12,34	1.257
2519060	5,0	9,60	17,17	1.750	19,01	1.938	15,23	1.552
2519070	6,0	13,82	24,70	2.520	27,40	2.791	21,90	2.235
2519080	7,0	18,82	33,70	3.430	37,30	3.799	29,80	3.043
2519090	8,0	24,58	44,00	4.480	48,70	4.961	39,00	3.974
2519100	9,0	31,10	55,60	5.670	61,60	6.279	49,30	5.030
2519110	10,0	38,40	68,70	7.001	76,00	7.752	60,90	6.210
2519120	12,0	55,30	98,90	10.081	109,50	11.163	87,70	8.942



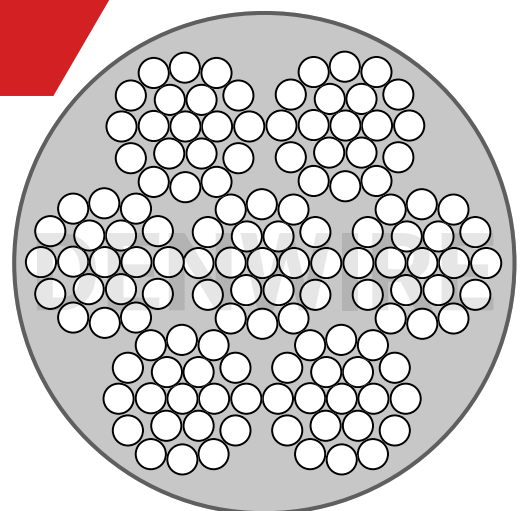
## Guidance on Dimensions:

Please note that the dimensions provided in this catalog are approximate. For precise measurements or tailored solutions, feel free to reach out to our customer service.

## 7x19 Covered



Art. No.:	Diameter	Weight	1770		1960		1570 (AISI)	
			mm	kg/100m	kN	Kg	kN	Kg
2521020	2,0	1,52	2,56	261	2,84	289	2,27	232
2521025	2,5	2,38	4,00	408	4,43	452	3,55	362
2521030	3,0	3,43	5,77	588	6,39	651	5,12	521
2521040	4,0	6,10	10,25	1.045	11,35	1.157	9,09	927
2521050	5,0	9,53	16,02	1.633	17,74	1.808	14,21	1.448
2521060	6,0	13,72	23,10	2.351	25,50	2.604	20,50	2.086
2521065	6,5	16,10	27,10	2.760	30,00	3.056	24,00	2.448
2521070	7,0	18,67	31,40	3.200	34,80	3.544	27,80	2.839
2521080	8,0	24,38	41,00	4.180	45,40	4.629	36,40	3.708
2521090	9,0	30,86	51,90	5.291	57,50	5.858	46,00	4.693
2521100	10,0	38,10	64,10	6.531	71,00	7.233	56,80	5.793
2521110	11,0	46,10	77,50	7.903	85,90	8.751	68,80	7.010
2521120	12,0	54,86	92,30	9.405	102,20	10.415	81,80	8.343
2521130	13,0	64,39	108,30	11.038	119,90	12.223	96,00	9.791
2521140	14,0	74,68	125,60	12.802	139,10	14.176	111,40	11.355
2521160	16,0	97,54	164,00	16.721	181,60	18.516	145,50	14.831



## Guidance on Dimensions:

Please note that the dimensions provided in this catalog are approximate. For precise measurements or tailored solutions, feel free to reach out to our customer service.



**DENWIRE**ROPES  
+ RIGGING

---

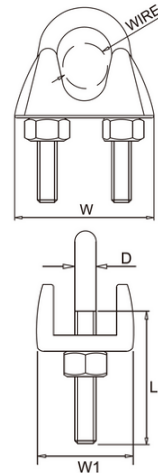
FITTINGS

---

## WIRE ROPE CLIP



Article number	Size (mm)	Size (inch)	D (mm)	L (mm)	W (mm)	W1 (mm)	Weight (Kg/pc)
4040030	3	1/8"	4	12	21	10	0,014
4040050	5	3/16"	5	13	23	11	0,015
4040060	6	1/4"	5	15	26	12	0,021
4040080	8	5/16"	6	19	30	14	0,041
4040100	10	3/8"	8	22	34	18	0,068
4040110	11	7/16"	8	22	36	19	0,072
4040130	13	1/2"	10	30	42	23	0,130
4040140	14	9/16"	10	30	44	23	0,135
4040160	16	5/8"	12	33	50	26	0,210
4040190	19	3/4"	12	38	54	29	0,280
4040220	22	7/8"	14	44	61	33	0,400
4040260	26	1"	14	45	65	35	0,440
4040300	30	1-1/8"	16	50	74	37	0,660
4040340	34	1-1/4"	16	55	80	42	0,850
4040400	40	1-1/2"	16	60	88	45	1,040
4040450	45	1-3/4"	18	65	112	49	1,900
4040500	50	2"	18	67	121	51	2,000



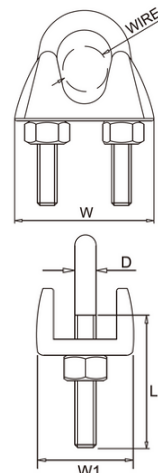
## Guidance on Dimensions:

Please note that the dimensions provided in this catalog are approximate. For precise measurements or tailored solutions, feel free to reach out to our customer service.

## WIRE ROPE CLIP



Article number	Size (mm)	Size (inch)	D (mm)	L (mm)	W (mm)	W1 (mm)	Weight (Kg/pc)
4057050	5	3/16"	M5	13	25	13	0,02
4057060	6,5	1/4"	M6	17	30	16	0,04
4057080	8	5/16"	M8	20	39	20	0,08
4057100	10	3/8"	M8	24	40	20	0,09
4057120	12	7/16"	M10	28	50	24	0,25
4057140	14	1/2"	M12	31	59	28	0,30
4057160	16	9/16"	M14	35	64	32	0,43
4057190	19	5/8"	M14	36	68	32	0,49
4057220	22	3/4"	M16	40	74	34	0,68
4057260	26	7/8"	M20	50	84	38	1,17
4057300	30	1"	M20	55	95	41	1,40
4057340	34	1-1/8"	M22	60	105	45	2,13
4057400	40	1-1/2"	M24	65	117	49	2,68



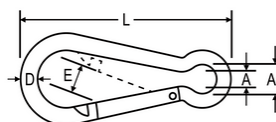
## Guidance on Dimensions:

Please note that the dimensions provided in this catalog are approximate. For precise measurements or tailored solutions, feel free to reach out to our customer service.

## CARBINE HOOKS



Article number	Size	A	A1	D	E	L	Weight
	(mm)	(mm)	(mm)	(mm)	(mm)	(mm)	(Kg/pc)
4050040	4X40	4	6	4	7	40	0,011
4050050	5X50	4	8	5	7	50	0,016
4050060	6X60	5	9	6	8	60	0,027
4050070	7X70	8	10	7	8	70	0,044
4050080	8X80	8	12	8	10	80	0,066
4050090	9X90	9	12	9	10	90	0,092
4050100	10X100	10	15	10	11	100	0,128
4050110	11X120	11	18	11	16	120	0,184
4050120	12X140	14	20	12	19	140	0,257
4050130	13X160	16	22	13	23	160	0,353
4050140	14X180	16	22	14	33	180	0,496



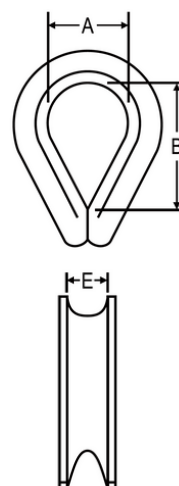
## Guidance on Dimensions:

Please note that the dimensions provided in this catalog are approximate. For precise measurements or tailored solutions, feel free to reach out to our customer service.

## THIMBLE



Article number	Rope Ø	A	B	E	Weight
	(mm)	(mm)	(mm)	(mm)	(Kg/pc)
4044030	2,5	12	19	3	0,0070
4044040	3,5	13	21	4	0,0090
4044050	4,0	14	23	5	0,0125
4044060	5,0	16	25	6	0,0170
4044070	6,0	18	28	7	0,0200
4044080	7,0	20	32	8	0,0260
4044100	9,0	24	38	10	0,0320
4044120	11,0	28	45	12	0,0610
4044130	12,0	30	48	13	0,0680
4044140	13,0	32	51	14	0,1010
4044160	15,0	36	58	16	0,1100
4044180	16,0	40	64	18	0,1460
4044200	18,0	45	72	20	0,2900
4044220	20,0	50	80	22	0,3200
4044240	22,0	56	90	24	0,5000
4044260	24,0	62	99	26	0,5900
4044300	28,0	75	120	30	1,0000



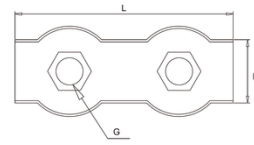
## Guidance on Dimensions:

Please note that the dimensions provided in this catalog are approximate. For precise measurements or tailored solutions, feel free to reach out to our customer service.

## DUPLEX WIRE ROPE CLIP



Article number	Wire (mm)	L (mm)	L1 (mm)	G (mm)	Weight (Kg/pc)
4045020	2	30	12	M4	0,0097
4045030	3	35	14	M4	0,0141
4045040	4	40	17	M5	0,0245
4045050	5	50	21	M5	0,0291
4045060	6	60	25	M6	0,0500
4045080	8	75	30	M8	0,1063
4045100	10	84	35	M10	0,1713



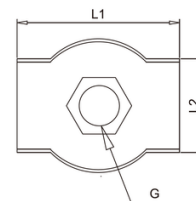
### Guidance on Dimensions:

Please note that the dimensions provided in this catalog are approximate. For precise measurements or tailored solutions, feel free to reach out to our customer service.

## SIMPLEX WIRE ROPE CLIP



Article number	Wire (mm)	L1 (mm)	L2 (mm)	G (mm)	Weight (Kg/pc)
4059020	2	15	12	M4	0,0097
4059030	3	35	14	M4	0,0141
4059040	4	40	17	M5	0,0245
4059050	5	50	21	M5	0,0291
4045060	6	60	25	M6	0,0500
4059080	8	75	30	M8	0,1063
4059100	10	84	35	M10	0,1713



### Guidance on Dimensions:

Please note that the dimensions provided in this catalog are approximate. For precise measurements or tailored solutions, feel free to reach out to our customer service.

## S-HOOKS



Article number	A (mm)	B (mm)	C (mm)	WLL (t)	Weight (Kg/pc)
4051030	3	25	3,5	0,04	0,003
4051040	4	35	4,0	0,06	0,008
4051050	5	45	5,0	0,08	0,013
4051060	6	55	6,0	0,10	0,024
4051070	7	65	8,0	0,20	0,043
4051080	8	75	9,5	0,30	0,069




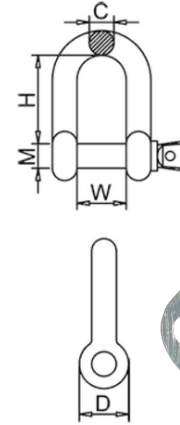
### Guidance on Dimensions:

Please note that the dimensions provided in this catalog are approximate. For precise measurements or tailored solutions, feel free to reach out to our customer service.

## D-SHACKLE



Article number	C	H	W	D	WLL	Weight
	(mm)	(mm)	(mm)	(mm)	(Kg)	(Kg/pc)
4048040	4,0	16	8	8	60	0,016
4048050	5,0	20	10	10	80	0,032
4048060	6,0	24	12	12	100	0,070
4048080	8,0	32	16	16	200	0,134
4048100	10,0	40	20	20	320	0,176
4048120	12,0	48	24	24	520	0,250
4048140	13,5	56	28	28	700	0,36
4048160	16,0	64	32	32	800	0,530
4048200	19,0	80	40	40	1100	0,920
4048220	21,0	90	44	44	1500	1,400
4048240	24,0	96	48	48	2100	2,150
4048280	28,0	112	56	56	3000	3,400



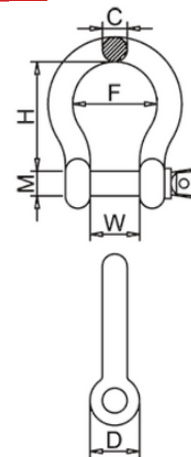
## Guidance on Dimensions:

Please note that the dimensions provided in this catalog are approximate. For precise measurements or tailored solutions, feel free to reach out to our customer service.

## H-SHACKLE



Article number	C	H	W	F	D	WLL	Weight
	(mm)	(mm)	(mm)	(mm)	(mm)	(Kg)	(Kg/pc)
4049040	4	16	8	12	8	60	0,016
4049050	5	20	10	17	10	80	0,032
4049060	6	24	12	20	12	100	0,070
4049080	8	32	16	27	16	200	0,134
4049100	10	40	20	33	20	320	0,176
4049120	12	48	24	39	24	520	0,250
4049140	14	56	28	46.5	28	700	0,360
4049160	16	64	32	52.5	32	800	0,530
4049190	19	80	38	65	38	1.100	0,920
4049200	20	80	40	65	40	1.100	0,920
4049220	22	85	44	76	44	1.500	1,400
4049240	24	96	48	79.5	48	2.100	2,150
4049280	28	112	56	89	56	3.000	3,400



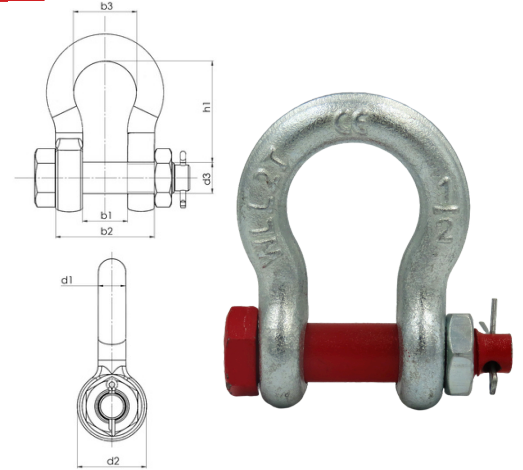
## Guidance on Dimensions:

Please note that the dimensions provided in this catalog are approximate. For precise measurements or tailored solutions, feel free to reach out to our customer service.

## TESTED BOW SHACKLE



Article number	Nominal	b1	b2	b3	d1	d2	WLL	Weight
	Size	(mm)	(mm)	(mm)	(mm)	(mm)	(t)	(Kg/pc)
4062050MS	1/4"	12	26	19,0	6,0	22,0	0,50	0,07
4062060MS	5/16"	13	29	20,5	8,0	25,5	0,75	0,10
4062080MS	3/8"	16	36	23,5	9,5	28,5	1,00	0,18
4062100MS	7/16"	18	40	27	11	31,5	1,50	0,25
4062110MS	1/2"	21	47	30	12,5	35	2,00	0,37
4062130MS	5/8"	27	59	38	15,5	47,5	3,25	0,71
4062160MS	3/4"	32	70	44,5	19	54	4,75	1,27
4062190MS	7/8"	36	80	50,5	22	60	6,50	1,78
4062220MS	1"	43	93	58,5	25	66,5	8,50	2,52
4062250MS	1-1/8"	46	104	66,5	28,5	73	9,50	3,53
4062280MS	1-1/4"	52	116	73	31,5	82,5	12,00	5,04
4062320MS	1-3/8"	57	127	82,5	35	89	13,50	6,84
4062350MS	1-1/2"	60	136	85,5	38	95	17,00	8,78



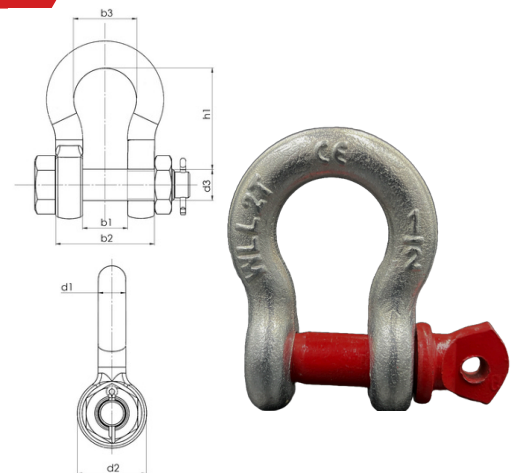
## Guidance on Dimensions:

Please note that the dimensions provided in this catalog are approximate. For precise measurements or tailored solutions, feel free to reach out to our customer service.

## TESTED BOW SHACKLE



Article number	Nominal	b1	b2	b3	d1	d2	WLL	Weight
	Size	(mm)	(mm)	(mm)	(mm)	(mm)	(t)	(Kg/pc)
4062050OB	1/4"	12	26	19,0	6,0	22,0	0,50	0,05
4062060OB	5/16"	13	29	20,5	8,0	25,5	0,75	0,08
4062080OB	3/8"	16	36	23,5	9,5	28,5	1,00	0,14
4062100OB	7/16"	18	40	27	11	31,5	1,50	0,22
4062110OB	1/2"	21	47	30	12,5	35	2,00	0,33
4062130OB	5/8"	27	59	38	15,5	47,5	3,25	0,65
4062160OB	3/4"	32	70	44,5	19	54	4,75	0,97
4062190OB	7/8"	36	80	50,5	22	60	6,50	1,46
4062220OB	1"	43	93	58,5	25	66,5	8,50	2,39
4062250OB	1-1/8"	46	104	66,5	28,5	73	9,50	3,15
4062280OB	1-1/4"	52	116	73	31,5	82,5	12,00	4,32
4062320OB	1-3/8"	57	127	82,5	35	89	13,50	5,67
4062350OB	1-1/2"	60	136	85,5	38	95	17,00	7,79



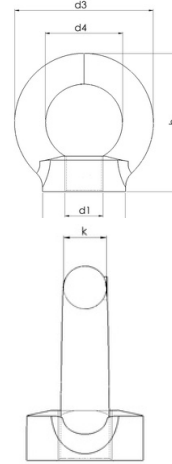
## Guidance on Dimensions:

Please note that the dimensions provided in this catalog are approximate. For precise measurements or tailored solutions, feel free to reach out to our customer service.

## EYE NUT



Article number	d1	d2	d3	d4	h	k	WLL	Weight
	(mm)	(mm)	(mm)	(mm)	(mm)	(mm)	(t)	(Kg/pc)
4066060	M6	20	36	20	36	8	0,07	0,05
4066080	M8	20	36	20	36	8	0,14	0,05
4066100	M10	25	45	25	45	10	0,23	0,09
4066120	M12	30	54	30	53	12	0,34	0,16
4066140	M14	35	63	35	62	14	0,49	0,24
4066160	M16	35	63	35	62	14	0,70	0,24
4066180	M18	40	72	40	71	16	0,85	0,36
4066200	M20	40	72	40	71	16	1,20	0,36
4066220	M22	50	90	50	90	20	1,40	0,72
4066240	M24	50	90	50	90	20	1,80	0,72
4066270	M27	55	96	53	97	22	2,10	0,70
4066300	M30	65	108	60	109	24	3,20	1,32



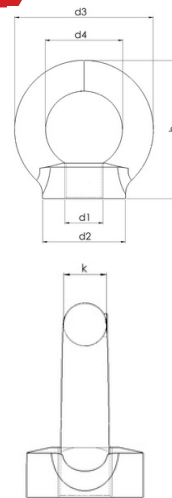
## Guidance on Dimensions:

Please note that the dimensions provided in this catalog are approximate. For precise measurements or tailored solutions, feel free to reach out to our customer service.

## EYE NUT



Article number	d1	d2	d3	d4	h	k	WLL	Weight
	(mm)	(mm)	(mm)	(mm)	(mm)	(mm)	(t)	(kg/pc)
4875060	M6	20	36	20	36	8	0,07	0,048
4875080	M8	20	36	20	36	8	0,14	0,050
4875100	M10	25	45	25	45	10	0,23	0,090
4875120	M12	30	53	30	53	12	0,34	0,160
4875140	M14	35	62	35	62	14	0,49	0,240
4875160	M16	35	62	35	62	14	0,70	0,240
4875180	M18	40	71	40	71	16	0,85	0,360
4875200	M20	40	71	40	71	16	1,20	0,360
4875220	M22	50	90	59	90	20	1,40	0,720
4875240	M24	50	90	50	90	20	1,80	0,720
4875270	M27	55	97	53	97	22	2,10	0,700
4875300	M30	65	109	60	109	24	3,20	1,320



## Guidance on Dimensions:

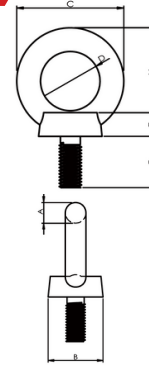
Please note that the dimensions provided in this catalog are approximate. For precise measurements or tailored solutions, feel free to reach out to our customer service.



## EYE BOLT



Article number	Size	A	B	C	D	E	F	H	WLL	Weight
	(mm)	(mm)	(mm)	(mm)	(mm)	(mm)	(mm)	(mm)	(t)	(kg/pc)
4056060	M6	8	20	36	20	6	13,0	36	0,4	0,05
4056080	M8	8	20	36	20	6	13,0	36	0,8	0,06
4056100	M10	10	25	45	25	8	17,0	45	1,0	0,11
4056120	M12	12	30	54	30	8	20,5	53	1,6	0,18
4056140	M14	14	35	63	35	12	27,0	62	2,0	0,22
4056160	M16	14	35	63	35	12	27,0	62	4,0	0,28



## Guidance on Dimensions:

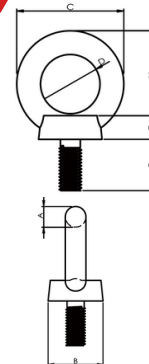
Please note that the dimensions provided in this catalog are approximate.

For precise measurements or tailored solutions, feel free to reach out to our customer service.

## EYE BOLT



Article number	Size	A	B	C	D	E	F	H	WLL	Weight
	(mm)	(mm)	(mm)	(mm)	(mm)	(mm)	(mm)	(mm)	(kg)	(kg/pc)
4874060	M6	8	20	36	20	6	13,0	36	0,4	0,05
4874080	M8	8	20	36	20	6	13,0	36	0,8	0,06
4874100	M10	10	25	45	25	8	17,0	45	1,0	0,11
4874120	M12	12	30	54	30	8	20,5	53	1,6	0,18
4874140	M14	14	35	63	35	12	27,0	62	2,0	0,22
4874160	M16	14	35	63	35	12	27,0	62	4,0	0,28



## Guidance on Dimensions:

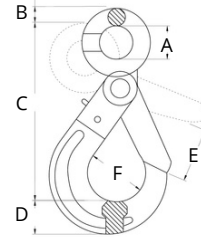
Please note that the dimensions provided in this catalog are approximate.

For precise measurements or tailored solutions, feel free to reach out to our customer service.

## SAFETY HOOK



Article number	Size	A	B	C	D	E	F	WLL	Weight
	(mm)	(mm)	(mm)	(mm)	(mm)	(mm)	(mm)	(t)	(kg/pc)
4876060	6	21	11	110	20	32	28	1,12	0,50
4876080	7/8	25	13	136	26	40	35	2,00	0,88
4876100	10	34	15	168	30	48	45	3,15	1,42
4876130	13	40	21	206	40	57	53	5,30	2,86
4876160	16	50	27	254	50	65	63	8,00	5,90
4876200	18/20	65	27	278	55	82	82	12,50	8,50
4876220	22	70	32	319	67	80	76	15,00	11,60
4876260	26	80	34	362	75	109	96	21,20	19,00



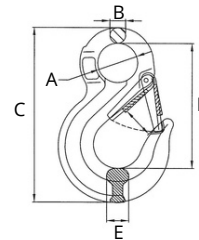
## Guidance on Dimensions:

Please note that the dimensions provided in this catalog are approximate. For precise measurements or tailored solutions, feel free to reach out to our customer service.

## LATCH HOOK



Article number	Size	A	B	C	D	E	WLL	Weight
	(mm)	(mm)	(mm)	(mm)	(mm)	(mm)	(kg)	(kg/pc)
4877060	6	20	9	108,0	80,0	13,5	1,12	0,25
4877080	8	25	11	133,0	98,5	18,0	2,00	0,40
4877100	10	38	15	167,5	120,0	22,0	3,15	0,90
4877130	13	43	19	213,5	152,0	27,0	5,30	1,94
4877160	16	50	23	255,0	185,5	34,0	8,00	2,89



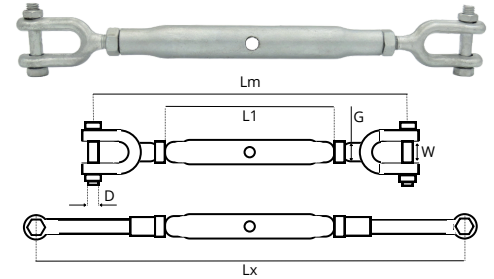
## Guidance on Dimensions:

Please note that the dimensions provided in this catalog are approximate. For precise measurements or tailored solutions, feel free to reach out to our customer service.

## RIGGING SCREW



Article number	G	Lx	Lm	L1	W	D	WLL	Weight
	(mm)	(mm)	(mm)	(mm)	(mm)	(mm)	(kg)	(kg/pc)
4052060	M6	269	180	110	7	M5x25	190	0,15
4052080	M8	280	198	110	9	M6x35	250	0,26
4052100	M10	324	231	125	10	M8x40	300	0,40
4052120	M12	337	252	125	13	M10x45	600	0,66
4052160	M16	430	311	170	18	M16x63	1.500	1,58
4052200	M20	516	374	200	20	M20x85	3.000	3,02
4052240	M24	649	464	255	30	M24x98	5.500	5,09
4052300	M30	711	504	255	36	M30x127	8.000	9,82



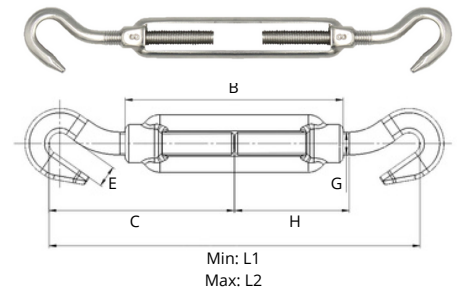
## Guidance on Dimensions:

Please note that the dimensions provided in this catalog are approximate. For precise measurements or tailored solutions, feel free to reach out to our customer service.

## STRAINING SCREW HOOK/HOOK



Art number	G	L1	L2	D	B	A	F	Weight
	(mm)	(mm)	(mm)	(mm)	(mm)	(mm)	(mm)	(kg/pc)
4046050	M5	110	170	40	80	7	16	0,04
4046060	M6	140	208	50	110	9	20	0,06
4046080	M8	158	228	74	110	10	22	0,15
4046100	M10	180	280	60	130	14	31	0,21
4046120	M12	196	300	67	140	16	35	0,34
4046140	M14	233	365	83	170	18	40	0,50
4046160	M16	294	440	97	190	22	47	0,93
4046200	M20	352	510	116	220	24	52	1,42



Min: L1  
Max: L2

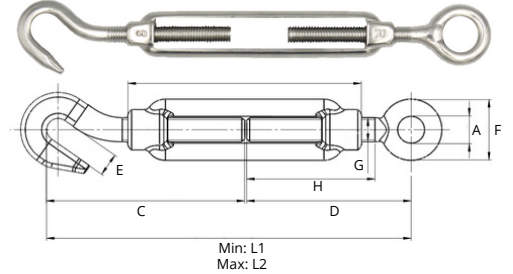
## Guidance on Dimensions:

Please note that the dimensions provided in this catalog are approximate. For precise measurements or tailored solutions, feel free to reach out to our customer service.

## STRAINING SCREW HOOK/EYE



Art number	G	L1	L2	D	C	E	B	H	A	F	Weight
	(mm)	(mm)	(mm)	(mm)	(mm)	(mm)	(mm)	(mm)	(mm)	(mm)	(kg/pc)
4047060	M6	147	233	70	77	8	110	55	9	20	0,09
4047080	M8	157	239	74	85	10	110	57	10	22	0,15
4047100	M10	196	285	90	106	12	125	68	14	31	0,21
4047120	M12	211	294	94	117	15	125	70	16	35	0,34
4047140	M14	228	318	104	124	19	140	75	18	40	0,50
4047160	M16	270	386	126	144	19	170	88	22	47	0,93
4047180	M20	312	444	142	170	20	200	105	24	52	1,38
4047200	M22	342	488	142	200	26	220	105	28	60	1,42



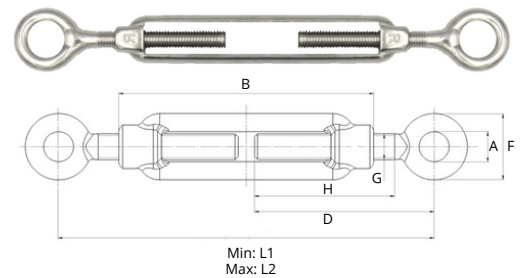
## Guidance on Dimensions:

Please note that the dimensions provided in this catalog are approximate. For precise measurements or tailored solutions, feel free to reach out to our customer service.

## STRAINING SCREW EYE/EYE



Art number	G	L1	L2	D	B	A	F	Weight
	(mm)	(mm)	(mm)	(mm)	(mm)	(mm)	(mm)	(kg/pc)
4046050	M5	110	170	40	80	7	16	0,04
4046060	M6	140	208	50	110	9	20	0,06
4046080	M8	158	228	74	110	10	22	0,15
4046100	M10	180	280	60	130	14	31	0,21
4046120	M12	196	300	67	140	16	35	0,34
4046140	M14	233	365	83	170	18	40	0,50
4046160	M16	294	440	97	190	22	47	0,93
4046200	M20	352	510	116	220	24	52	1,42
4046220	M22	368	544	120	242	28	60	2,11
4046240	M24	386	563	125	255	28	65	2,76



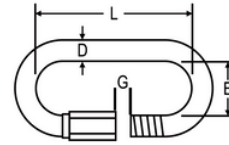
## Guidance on Dimensions:

Please note that the dimensions provided in this catalog are approximate. For precise measurements or tailored solutions, feel free to reach out to our customer service.

## QUICK LINK



Article number	Size	B	D	G	L	Weight
	(mm)	(mm)	(mm)	(mm)	(mm)	(kg/pc)
4068030	3	9,0	3	4,3	25	0,008
4068040	4	12,0	4	5,5	32	0,011
4068050	5	13,0	5	6,5	39	0,020
4068060	6	14,5	6	7,5	45	0,035
4068080	8	17,5	8	10,0	58	0,078
4068100	10	21,0	10	12,0	72	0,145
4068120	12	24,0	12	14,5	81	0,234



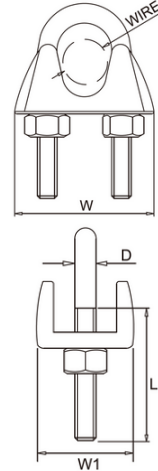
## Guidance on Dimensions:

Please note that the dimensions provided in this catalog are approximate. For precise measurements or tailored solutions, feel free to reach out to our customer service.

## WIRE ROPE CLIP



Article number	Wire		D (mm)	L (mm)	W (mm)	W1 (mm)	Weight (kg/pc)
	(mm)	(inch)					
4240030	3	1/8"	4	12	21	10	0,012
4240050	5	3/16"	5	13	23	11	0,014
4240060	6	1/4"	5	15	26	12	0,017
4240080	8	5/16"	6	19	30	14	0,041
4240100	10	3/8"	8	22	34	18	0,059
4240110	11	7/16"	8	22	36	19	0,088
4240130	13	1/2"	10	30	42	23	0,130
4240140	14	9/16"	10	30	44	23	0,160
4240160	16	5/8"	12	33	50	26	0,210
4240190	19	3/4"	12	38	54	29	0,280
4240220	22	7/8"	14	44	61	33	0,400



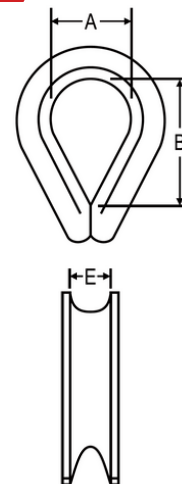
**Guidance on Dimensions:**

Please note that the dimensions provided in this catalog are approximate. For precise measurements or tailored solutions, feel free to reach out to our customer service.

## THIMBLE



Article number	Size (mm)	A (mm)	B (mm)	E (mm)	Weight (kg/pc)
4244030	3	10,0	16,0	3,0	0,002
4244040	4	11,0	19,0	4,0	0,003
4244050	5	13,5	23,5	5,6	0,004
4244060	6	15,0	25,0	6,6	0,007
4244080	8	18,0	32,0	9,0	0,012
4244100	10	23,0	37,0	11,0	0,032
4244120	12	27,0	44,0	14,0	0,041
4244130	13	34,0	55,0	15,0	0,051
4244160	16	35,0	63,0	17,0	0,094
4244180	18	40,0	69,0	19,0	0,113
4244200	20	46,0	76,5	22,0	0,172

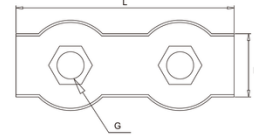


**Guidance on Dimensions:**

Please note that the dimensions provided in this catalog are approximate. For precise measurements or tailored solutions, feel free to reach out to our customer service.

DUPLEX WIRE ROPECLIP

Article number	Wire (mm)	L (mm)	L1 (mm)	G (mm)	Weight (kg/pc)
4245030	3	35	14	M4	0,014
4245040	4	40	17	M5	0,024
4245050	5	50	21	M5	0,029
4245060	6	60	25	M6	0,050

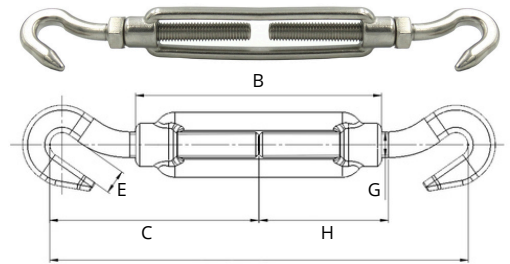


Guidance on Dimensions:

Please note that the dimensions provided in this catalog are approximate. For precise measurements or tailored solutions, feel free to reach out to our customer service.

STRAINING SCREW HOOK/HOOK

Art number	G (mm)	L1 (mm)	L2 (mm)	D (mm)	B (mm)	A (mm)	F (mm)	Weight (kg/pc)
4046050	M5	110	170	40	80	7	16	0,04
4046060	M6	140	208	50	110	9	20	0,06
4046080	M8	158	228	74	110	10	22	0,15
4046100	M10	180	280	60	130	14	31	0,21
4046120	M12	196	300	67	140	16	35	0,34
4046140	M14	233	365	83	170	18	40	0,50
4046160	M16	294	440	97	190	22	47	0,93
4046200	M20	352	510	116	220	24	52	1,42



Min: L1  
Max: L2

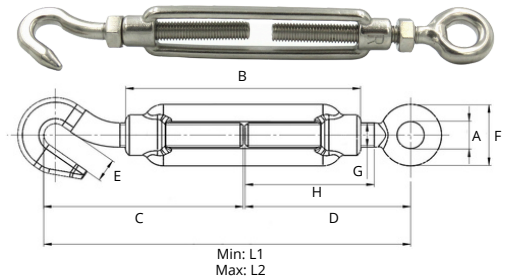
Guidance on Dimensions:

Please note that the dimensions provided in this catalog are approximate. For precise measurements or tailored solutions, feel free to reach out to our customer service.

STRAINING SCREW HOOK/EYE



Art number	G	L1	L2	D	C	E	B	H	A	F	Weight
	(mm)	(mm)	(mm)	(mm)	(mm)	(mm)	(mm)	(mm)	(mm)	(mm)	(kg/pc)
4047060	M6	147	233	70	77	8	110	55	9	20	0,09
4047080	M8	157	239	74	85	10	110	57	10	22	0,15
4047100	M10	196	285	90	106	12	125	68	14	31	0,21
4047120	M12	211	294	94	117	15	125	70	16	35	0,34
4047140	M14	228	318	104	124	19	140	75	18	40	0,50
4047160	M16	270	386	126	144	19	170	88	22	47	0,93
4047180	M20	312	444	142	170	20	200	105	24	52	1,38
4047200	M22	342	488	142	200	26	220	105	28	60	1,42



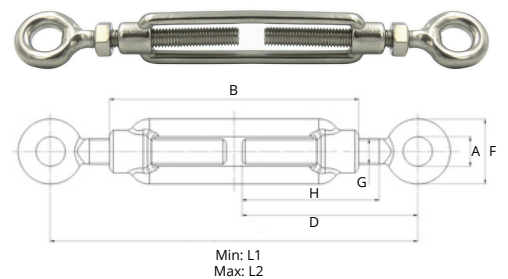
Guidance on Dimensions:

Please note that the dimensions provided in this catalog are approximate. For precise measurements or tailored solutions, feel free to reach out to our customer service.

STRAINING SCREW EYE/EYE



Art number	G	L1	L2	D	B	A	F	Weight
	(mm)	(mm)	(mm)	(mm)	(mm)	(mm)	(mm)	(kg/pc)
4046050	M5	110	170	40	80	7	16	0,04
4046060	M6	140	208	50	110	9	20	0,06
4046080	M8	158	228	74	110	10	22	0,15
4046100	M10	180	280	60	130	14	31	0,21
4046120	M12	196	300	67	140	16	35	0,34
4046140	M14	233	365	83	170	18	40	0,50
4046160	M16	294	440	97	190	22	47	0,93
4046200	M20	352	510	116	220	24	52	1,42
4046220	M22	368	544	120	242	28	60	2,11
4046240	M24	386	563	125	255	28	65	2,76



Guidance on Dimensions:


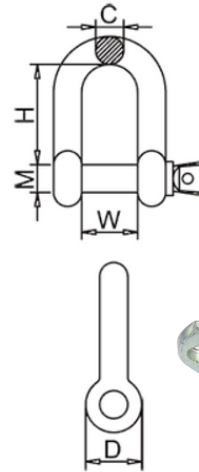
Please note that the dimensions provided in this catalog are approximate. For precise measurements or tailored solutions, feel free to reach out to our customer service.



## D-SHACKLE



Article number	C	H	W	D	WLL	Weight
	(mm)	(mm)	(mm)	(mm)	(Kg)	(Kg/pc)
4048040	4,0	16	8	8	60	0,016
4048050	5,0	20	10	10	80	0,032
4048060	6,0	24	12	12	100	0,070
4048080	8,0	32	16	16	200	0,134
4048100	10,0	40	20	20	320	0,176
4048120	12,0	48	24	24	520	0,250
4048140	13,5	56	28	28	700	0,360
4048160	16,0	64	32	32	800	0,530
4048200	19,0	80	40	40	1100	0,920
4048220	21,0	90	44	44	1500	1,400
4048240	24,0	96	48	48	2100	2,150
4048280	28,0	112	56	56	3000	3,400



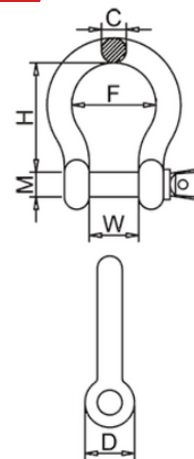
**Guidance on Dimensions:**

Please note that the dimensions provided in this catalog are approximate. For precise measurements or tailored solutions, feel free to reach out to our customer service.

## H-SHACKLE



Article number	C	H	W	F	D	WLL	Weight
	(mm)	(mm)	(mm)	(mm)	(mm)	(Kg)	(Kg/pc)
4049040	4	16	8	12	8	60	0,016
4049050	5	20	10	17	10	80	0,032
4049060	6	24	12	20	12	100	0,070
4049080	8	32	16	27	16	200	0,134
4049100	10	40	20	33	20	320	0,176
4049120	12	48	24	39	24	520	0,250
4049140	14	56	28	46.5	28	700	0,360
4049160	16	64	32	52.5	32	800	0,530
4049190	19	80	38	65	38	1.100	0,920
4049200	20	80	40	65	40	1.100	0,920
4049220	22	85	44	76	44	1.500	1,400
4049240	24	96	48	79.5	48	2.100	2,150
4049280	28	112	56	89	56	3.000	3,400



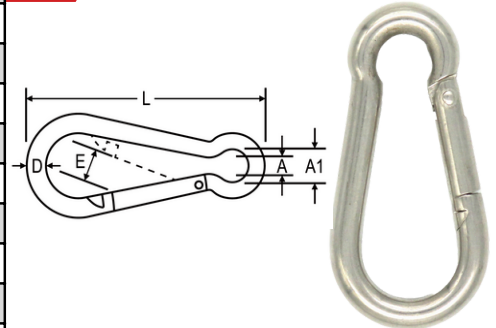
**Guidance on Dimensions:**

Please note that the dimensions provided in this catalog are approximate. For precise measurements or tailored solutions, feel free to reach out to our customer service.

CARBINE HOOKS



Article number	Size	A	A1	D	E	L	Weight
	(mm)	(mm)	(mm)	(mm)	(mm)	(mm)	(Kg/pc)
4050040	4X40	4	6	4	7	40	0,011
4050050	5X50	4	8	5	7	50	0,016
4050060	6X60	5	9	6	8	60	0,027
4050070	7X70	8	10	7	8	70	0,044
4050080	8X80	8	12	8	10	80	0,066
4050090	9X90	9	12	9	10	90	0,092
4050100	10X100	10	15	10	11	100	0,128
4050110	11X120	11	18	11	16	120	0,184
4050120	12X140	14	20	12	19	140	0,257
4050130	13X160	16	22	13	23	160	0,353
4050140	14X180	16	22	14	33	180	0,496




Guidance on Dimensions:

Please note that the dimensions provided in this catalog are approximate. For precise measurements or tailored solutions, feel free to reach out to our customer service.

S-HOOKS



Article number	A	B	C	WLL	Weight
	(mm)	(mm)	(mm)	(t)	(Kg/pc)
4051030	3	25	3,5	0,04	0,003
4051040	4	35	4,0	0,06	0,008
4051050	5	45	5,0	0,08	0,013
4051060	6	55	6,0	0,10	0,024
4051070	7	65	8,0	0,20	0,043
4051080	8	75	9,5	0,30	0,069



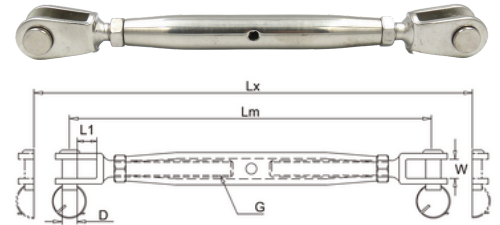
Guidance on Dimensions:

Please note that the dimensions provided in this catalog are approximate. For precise measurements or tailored solutions, feel free to reach out to our customer service.

RIGGING SCREW



Article number	G	Lx	Lm	L1	W	D	B.L.
		(mm)	(mm)	(mm)	(mm)	(mm)	(Kg)
4252040	M4	170	110	10,0	5,5	4	500
4252050	M5	190	130	12,5	6,5	5	800
4252060	M6	220	150	13,0	7,5	6	1.250
4252080	M8	240	165	15,0	11,0	8	2.350
4252100	M10	280	190	18,5	12,0	9	3.500
4252120	M12	360	245	26,0	14,0	12	5.100
4252140	M14	390	270	28,0	15,0	12	5.900
4252160	M16	450	310	34,0	17,0	16	8.000
4252200	M20	510	360	39,5	20,0	19	13.000



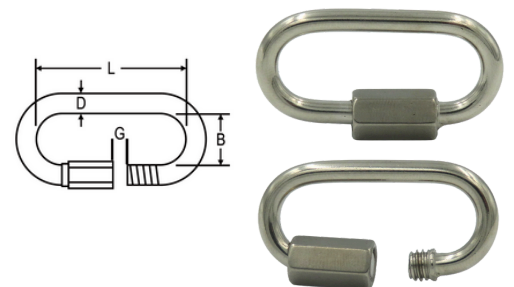
Guidance on Dimensions:

Please note that the dimensions provided in this catalog are approximate. For precise measurements or tailored solutions, feel free to reach out to our customer service.

QUICK LINK



Article number	Size	B	D	G	L	Weight
	(mm)	(mm)	(mm)	(mm)	(mm)	(kg/pc)
4268030	3	9,0	3	4,3	25	0,008
4268040	4	12,0	4	5,5	32	0,011
4268050	5	13,0	5	6,5	39	0,020
4268060	6	14,5	6	7,5	45	0,035
4268080	8	17,5	8	10,0	58	0,078
4268100	10	21,0	10	12,0	72	0,145
4268120	12	24,0	12	14,5	81	0,234



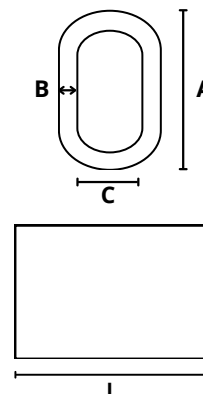
Guidance on Dimensions:

Please note that the dimensions provided in this catalog are approximate. For precise measurements or tailored solutions, feel free to reach out to our customer service.

ALUMINUM Z FERRULE



Article number	Size (mm)	A (mm)	B (mm)	C (mm)	L (mm)	Weight (kg/100pc)
4442010	1,0	2,4	0,65	1,2	5	0,009
4442015	1,5	3,4	0,75	1,7	6	0,021
4442020	2,0	4,4	0,85	2,2	7	0,037
4442025	2,5	5,4	1,05	2,7	9	0,049
4442030	3,0	6,6	1,25	3,3	11	0,084
4442035	3,5	7,6	1,50	3,8	13	0,132
4442040	4,0	8,8	1,70	4,4	14	0,181
4442045	4,5	9,8	1,90	4,9	16	0,261
4442050	5,0	11,0	2,10	5,5	18	0,357
4442060	6,0	13,2	2,50	6,6	21	0,586
4442070	7,0	15,6	2,90	7,8	25	0,950
4442080	8,0	17,6	3,30	8,8	28	1,370
4442090	9,0	19,8	3,70	9,9	32	1,980
4442100	10,0	21,8	4,10	10,9	35	2,640
4442110	11,0	24,2	4,50	12,1	39	3,580
4442120	12,0	26,4	4,90	13,2	42	4,580
4442130	13,0	28,4	5,40	14,2	46	5,970
4442140	14,0	30,6	5,80	15,3	49	7,350
4442160	16,0	35,0	6,70	17,5	56	11,100
4442180	18,0	39,2	7,60	19,6	63	15,600
4442200	20,0	43,4	8,40	21,7	70	21,700
4442220	22,0	48,6	9,20	24,3	77	29,200
4442240	24,0	52,8	10,00	26,4	84	37,600
4442260	26,0	57,0	10,90	28,5	91	48,100
4442280	28,0	62,0	11,70	31,0	98	60,300
4442300	30,0	66,2	12,50	33,1	105	73,900
4442320	32,0	70,4	13,40	35,2	112	89,700




Guidance on Dimensions:

Please note that the dimensions provided in this catalog are approximate. For precise measurements or tailored solutions, feel free to reach out to our customer service.

STAINLESS Z FERRULE



Article number	Size (mm)	A (mm)	B (mm)	C (mm)	L (mm)	Weight (kg/100pc)
4242010	1,0	2,4	0,65	1,2	5	0,009
4242015	1,5	3,4	0,85	1,7	6	0,021
4242020	2,0	4,5	1,00	2,5	7	0,037
4242025	2,5	5,4	1,00	2,7	9	0,049
4242030	3,0	7,5	1,00	3,5	11	0,084
4242040	4,0	9,2	1,50	4,5	14	0,181
4242050	5,0	11,5	2,00	5,6	18	0,357
4242060	6,0	13,5	2,50	6,8	21	0,586
4242070	7,0	16,5	2,50	8,0	25	0,950
4242080	8,0	18,0	3,00	9,0	28	1,370
4242100	10,0	22,5	3,20	11,5	35	2,640
4242120	12,0	28,5	4,00	14,2	42	4,580



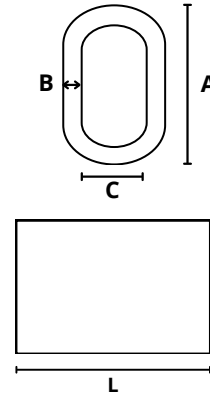
Guidance on Dimensions:

Please note that the dimensions provided in this catalog are approximate. For precise measurements or tailored solutions, feel free to reach out to our customer service.

COPPER Z FERRULE



Article number	Size	A	B	C	L	Weight
	(mm)	(mm)	(mm)	(mm)	(mm)	(kg/100pc)
4342010	1,0	2,4	0,65	1,2	5	0,009
4342015	1,5	3,4	0,75	1,7	6	0,021
4342020	2,0	4,4	0,85	2,2	7	0,037
4342025	2,5	5,4	1,05	2,7	9	0,049
4342030	3,0	6,6	1,25	3,3	11	0,084
4342035	3,5	7,6	1,50	3,8	13	0,132
4342040	4,0	8,8	1,70	4,4	14	0,181
4342045	4,5	9,8	1,90	4,9	16	0,261
4342050	5,0	11,0	2,10	5,5	18	0,357
4342060	6,0	13,2	2,50	6,6	21	0,586
4342070	7,0	15,6	2,90	7,8	25	0,950
4342080	8,0	17,6	3,30	8,8	28	1,370
4342090	9,0	19,8	3,70	9,9	32	1,980
4342100	10,0	21,8	4,10	10,9	35	2,640
4342110	11,0	24,2	4,50	12,1	39	3,580
4342120	12,0	26,4	4,90	13,2	42	4,580
4342130	13,0	28,4	5,40	14,2	46	5,970
4342140	14,0	30,6	5,80	15,3	49	7,350
4342160	16,0	35,0	6,70	17,5	56	11,100
4342180	18,0	39,2	7,60	19,6	63	15,600
4342200	20,0	43,4	8,40	21,7	70	21,700
4342220	22,0	48,6	9,20	24,3	77	29,200
4342240	24,0	52,8	10,00	26,4	84	37,600



Guidance on Dimensions:

Please note that the dimensions provided in this catalog are approximate. For precise measurements or tailored solutions, feel free to reach out to our customer service.

## HAND SWAGER

Article number	Size	Wire Rope Diameter	Length	Weight
	(mm)	(mm)	(mm)	(Kg/pc)
<b>DTA 1</b>	350	1.5, 2.0, 2.5, 3.0, 3.5	430	1.1
<b>DTA 2</b>	600	1.5, 2.0, 2.5, 3.0, 3.5, 4.0, 5.0	645	2.7

Guidance on Dimensions:

Please note that the dimensions provided in this catalog are approximate. For precise measurements or tailored solutions, feel free to reach out to our customer service.

Made in Japan

Drop-Forged



## HAND CUTTER

Article number	Size	Cutting capacity wire rope (mm)		Weight
		Fiber core	Stainless Steel	
<b>DTB1</b>	300	8mm	8mm (IWRC 7X19)	0.7
<b>DTB2</b>	450	12mm	10mm (IWRC 7X19)	1.5
<b>DTB3</b>	800	16mm	14mm (IWRC 7X19)	3.9

Guidance on Dimensions:

Please note that the dimensions provided in this catalog are approximate. For precise measurements or tailored solutions, feel free to reach out to our customer service.

Made in Japan

Drop-Forged













**Denwire Ropes - England**

*Blackbrook Road • Narrowboat Way  
Dudley • DY2 0AF • West Midlands  
uk@denwire.com*

**Denwire Ropes - Denmark**

*Baltorpbakken 12A  
2750 Ballerup  
dk@denwire.com*

**Denwire Ropes - France**

*82 Avenue du 85èm de Ligne  
F-58200 Cosne Sur Loire  
fr@denwire.com*